

2024

# PRODUCT APPLICATIONS



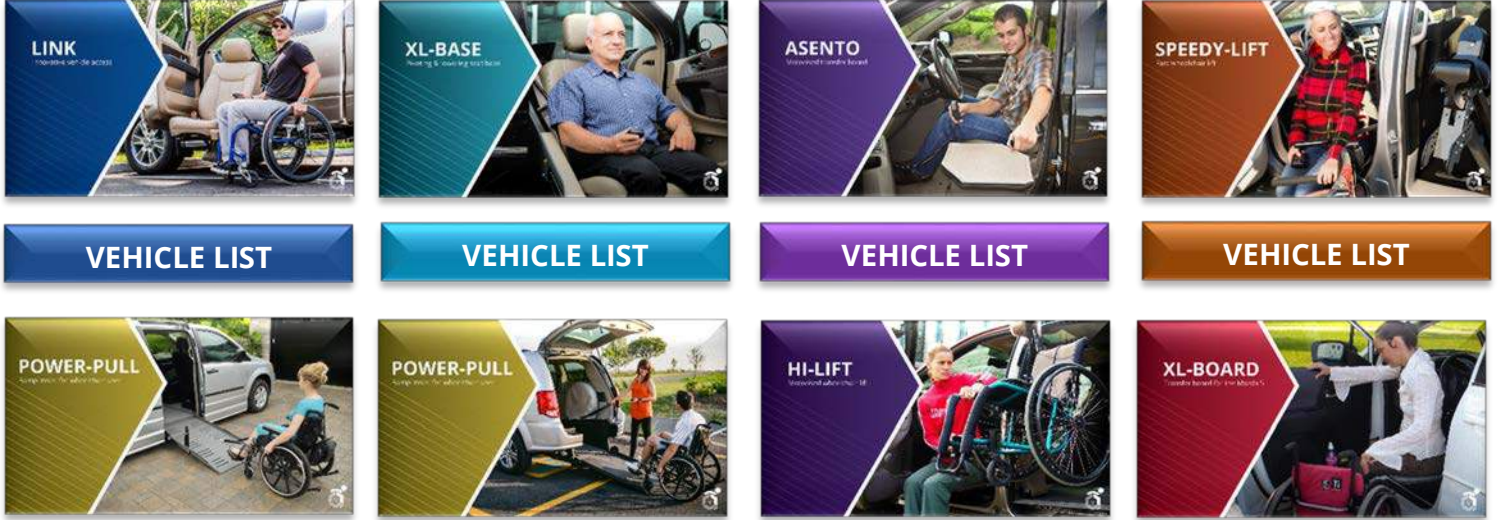
ADAPT SOLUTIONS

01/04/2024

# 2024 PRODUCT APPLICATIONS

[CLICK HERE FOR ADAPT SOLUTIONS PRODUCT OVERVIEW VIDEO](#)

**SEARCH BY PRODUCT:** Click on the **PICTURE** for the overview page. Click on the **VEHICLE LIST** for the 'Quick Reference' page. Once you find the vehicle application you are looking for, click on it to reach the detailed application information.



**SEARCH BY MAKE / MODEL:** Click on a **BRAND** to reach a list of vehicle models. Click on the **PRODUCT NAME** to reach the detailed application information. *Click on BACK at the bottom of any page to return here.*

Need Assistance? [CHAT WITH US](#)





# CHRYSLER APPLICATIONS

MODEL	YEAR	LINK	XL-BASE	XL-SEAT ASENTO	SPEEDY LIFT
Caravan / Town & Country / Voyager	1996 - 2000				✓
Voyager - <b>Both wheelbases</b>	1991 - 2003			✓ WITH HI-LIFT	
Caravan / Town & Country - <b>Both wheelbases</b>	1991 - 2004		✓ FRONT	✓ WITH HI-LIFT	✓
Caravan / Town & Country* - <b>Stow 'N Go</b>	2005 - 2007		✓ FRONT	✓* (driver only)	✓
Caravan / Town & Country - <b>Without Stow 'N Go</b>	2005 - 2007		✓ FRONT	✓ WITH HI-LIFT	✓
Caravan / Town & Country - <b>Short wheelbase</b>	2001 - 2007		✓ CENTER	✓ WITH HI-LIFT	✓
Caravan / Town & Country - <b>Long wheelbase</b>	2001 - 2007		✓ CENTER	✓ WITH HI-LIFT	✓
Caravan / Town & Country - <b>Swivel 'N Go</b>	2008 - 2011			✓ WITH HI-LIFT	
Caravan / Town & Country* - <b>Stow 'N Go</b>	2005 - 2020		✓ CENTER	✓ WITH HI-LIFT	✓
Caravan / Town & Country*	2008 - 2020	✓ DRIVER* /PASSENGER ✓ 2 <sup>nd</sup> ROW	✓ FRONT	✓ WITH HI-LIFT	✓
Grand Caravan*	2021 - 2024	✓ DRIVER/PASSENGER ✓ 2 <sup>nd</sup> ROW		✓ ASENTO	✓*
Pacifica*	2017 - 2024	✓ DRIVER/PASSENGER ✓ 2 <sup>nd</sup> ROW		✓ ASENTO	✓*
Voyager*	2020 - 2024	✓ DRIVER/PASSENGER ✓ 2 <sup>nd</sup> ROW		✓ ASENTO	✓*
Dakota Club Cab	1997 - 2011			✓	
Dakota Quad Cab - <b>4 door</b>	1997 - 2011			✓	
Durango	2004 - 2009			✓	
Journey	2008 - 2020	✓* PASSENGER			
Ram Extended Cab/Quad Cab - <b>Suicide door</b>	1998 - 2002			✓	
Ram Reg Cab - <b>2 door</b>	2002 - 2008			✓	
Ram Quad Cab - <b>4 door</b>	2002 - 2008			✓	
Ram Mega Cab - <b>4 large doors</b>	2006 - 2008			✓	
Ram Quad Cab / Crew Cab CLASSIC- <b>4 door</b>	2009 - 2018	✓ PASSENGER		✓	
Ram 2500/3500 Crew Cab/Mega Cab- <b>4 door</b>	2010 - 2018	✓ PASSENGER		✓	
Ram 2500/3500 Crew Cab* - <b>4 door</b>	2019 - 2024	✓ PASSENGER		<b>NOT AVAILABLE</b>	
Ram 1500 Quad Cab - <b>4 door*</b>	2019 - 2024	✓ DRIVER*/PASSENGER		✓ ASENTO	
Ram 1500 Crew Cab - <b>4 door*</b>	2019 - 2024	✓ DRIVER*/PASSENGER		✓ ASENTO	



# CHRYSLER APPLICATIONS

MODEL	YEAR	LINK	XL-BASE	XL-SEAT ASENTO	SPEEDY LIFT
Jeep Compass / Patriot	2007 - 2016			✓	
Jeep Gladiator	2020 - 2024	✓ DRIVER / PASSENGER			
Jeep Grand Cherokee*	2011 - 2022	✓* PASSENGER			
Jeep Wrangler - 4 door	2007 - 2018			✓*	
Jeep Wrangler - 4 door	2018 - 2024	✓* DRIVER / PASSENGER			

\*Town & Country discontinued in 2016.

\*Caravan 2008-2020 - LINK: Steering column **must be telescopic**.

\*Chrysler Pacifica **PINNACLE** 2021 & up - **SPEEDY-LIFT & LINK: NOT AVAILABLE** for mid-row

\*Voyager 2020-2024 - **SPEEDY-LIFT: NOT AVAILABLE** PASSENGER side model with bench seat & **NOT AVAILABLE** 8 passengers LXi model.

\*Grand Caravan 2021-2024 - **SPEEDY-LIFT: NOT AVAILABLE** PASSENGER side model with bench seat & **NOT AVAILABLE** 8 passengers LXi model.

\*Jeep Grand Cherokee 2011-2022 **NOT AVAILABLE** for model with **MANUAL SEATS & NOT AVAILABLE** for **WL Platform**.

\*Jeep Wrangler – 4 door 2018-2024 - **LINK: NOT AVAILABLE** for **JK model (2018)**.

\*Jeep Wrangler – 4 door 2007-2018 - **XL-SEAT: NOT AVAILABLE** for **JL model (2018)**.

\*Journey 2008–2020 - **LINK: ONLY AVAILABLE** for model with **SEAT STORAGE**

\*Ram 1500 Crew/Quad 2019-2024: **NOT AVAILABLE** for **RAM CLASSIC – 2018 model**.



# FORD APPLICATIONS

MODEL	YEAR	LINK	XL-BASE	XL-SEAT ASENTO	SPEEDY LIFT
Windstar - <b>Without power seat</b>	1995 - 1999		✓ FRONT / CENTER	✓	
Windstar - <b>Without power seat</b>	1999 - 2003		✓ FRONT / CENTER	✓ WITH HI-LIFT	✓
Freestar / Monterey - <b>Power seat</b>	2004 - 2007		✓ FRONT / CENTER	✓ WITH HI-LIFT	✓
Freestar / Monterey - <b>Without power seat</b>	2004 - 2007		✓ FRONT / CENTER	✓ WITH HI-LIFT	✓
Mark LT - <b>4 door</b>	2006 - 2008			✓	
F-150 Reg Cab - <b>2 door</b>	2004 - 2008			✓	
F-150 Reg Cab - <b>2 door (small suicide door)</b>	2009 - 2010			✓	
F-150 Super Cab - <b>Suicide door</b>	2004 - 2008			✓	
F-150 Super Crew Cab - <b>4 door</b>	2004 - 2008			✓	
F-150 Super Cab* - <b>Suicide door</b>	2009 - 2014	✓ DRIVER / PASSENGER		✓*	
F-150 Super Crew Cab - <b>4 door</b>	2009 - 2014	✓ DRIVER / PASSENGER		✓	
F-150 Super Cab - <b>Suicide door</b>	2015 - 2020	✓ DRIVER / PASSENGER		✓	
F-150 Super Crew Cab - <b>4 door</b>	2015 - 2020	✓ DRIVER / PASSENGER		✓	
F-150 Super Cab - <b>Suicide door</b>	2021 - 2024	✓ DRIVER / PASSENGER			
F-150 Super Crew Cab - <b>4 door</b>	2021 - 2024	✓ DRIVER / PASSENGER		✓	
F-150 Raptor Super Cab - <b>Suicide door</b>	2011 - 2016	✓ DRIVER / PASSENGER		✓	
F-150 Raptor Super Crew Cab - <b>4 door</b>	2011 - 2016	✓ DRIVER / PASSENGER		✓	
F-150 Raptor Super Cab - <b>Suicide door</b>	2017 - 2024	✓ DRIVER / PASSENGER		✓	
F-150 Raptor Super Crew Cab - <b>4 door</b>	2017 - 2024	✓ DRIVER / PASSENGER		✓	
F-250, F-350, F-450 Super Cab - <b>Suicide door</b>	2008 - 2010			✓	
F-250, F-350, F-450 Super Crew Cab - <b>4 door</b>	2008 - 2010			✓	
F-250, F-350, F-450 Super Cab - <b>Suicide door</b>	2011 - 2016	✓ DRIVER / PASSENGER		✓	
F-250, F-350, F-450 Super Crew Cab - <b>4 door</b>	2011 - 2016	✓ DRIVER / PASSENGER		✓	
F-250, F-350, F-450 Super Cab - <b>Suicide door</b>	2017 - 2024	✓ DRIVER / PASSENGER		✓	
F-250, F-350, F-450 Super Crew Cab - <b>4 door</b>	2017 - 2024	✓ DRIVER / PASSENGER		✓	
Ranger Super Crew Cab - <b>4 door</b>	2019 - 2023	✓* PASSENGER		✓ ASENTO	

\* Ford F-150 Super Cab - **NOT AVAILABLE** for model with **ONLY 2 DOORS**.

\* Ranger Super Crew Cab - **NOT AVAILABLE** for models with **POWER SEAT**



# FORD APPLICATIONS

MODEL	YEAR	LINK	XL-BASE	XL-SEAT ASENTO	SPEEDY LIFT
Explorer	2011 - 2015	✓ PASSENGER		✓	
Explorer	2016 - 2019	✓ PASSENGER		✓	
Explorer	2020 - 2024	*✓ DRIVER / PASSENGER		*✓	
Escape	2013 - 2019	✓ PASSENGER			
Expedition / Navigator	2007 - 2017	✓ PASSENGER			
Expedition* / Navigator*	2018 - 2024	*✓ DRIVER/PASSENGER *✓ 2 <sup>nd</sup> ROW		✓* ASENTO	
Edge	2011 - 2014			✓	
Edge	2015 - 2024	✓ PASSENGER		✓ ASENTO	
Lincoln MKX	2016 - 2018	✓ PASSENGER		✓ ASENTO	
Lincoln Nautilus	2019 - 2023	✓ PASSENGER		✓ ASENTO	

\*2018-2024 **Ford Expedition** FRONT- LINK: **NOT AVAILABLE** for model with **MANUAL SEAT**.

\*2018-2024 **Lincoln Navigator** FRONT- LINK: **NOT AVAILABLE** for model with **PERFECT POSITION SEAT**.

\*2018-2024 **Ford Expedition & Lincoln Navigator** 2<sup>nd</sup> ROW - LINK: **AVAILABLE ONLY** for **LONG WHEELBASE** model (Navigator L & Expedition MAX)

\*2018-2024 **Ford Expedition** - ASENTO: **NOT AVAILABLE** for model with **PERFECT POSITION SEAT** or model with **MANUAL SEAT**

\*2020-2024 **Ford Explorer** - ASENTO & LINK: **NOT AVAILABLE** for model with **MANUAL SEAT**



# GENERAL MOTORS APPLICATIONS

MODEL	YEAR	LINK	XL-BASE	XL-SEAT ASENTO	SPEEDY LIFT
Astro / Safari	1995 - 2005		✓ FRONT		
Montana / Silhouette / Transport / Venture	1997 - 2004		✓ FRONT / CENTER	✓ WITH HI-LIFT	✓
SV6 / Terraza / Uplander / Venture / Relay	2005 - 2009		✓ FRONT / CENTER	✓ WITH HI-LIFT	✓
Avalanche	2007 - 2013	✓ DRIVER / PASSENGER		✓	
Canyon / Colorado Extended Cab - <b>Suicide door</b>	2004 - 2012			✓	
Canyon / Colorado Extended Cab*- <b>Suicide door</b>	2015 - 2022	✓ DRIVER*/ PASSENGER*		✓ ASENTO	
Canyon / Colorado Crew Cab*- <b>4 door</b>	2015 - 2022	✓ DRIVER*/ PASSENGER		✓ ASENTO	
Sierra / Silverado Regular Cab-1500- <b>2 door</b>	1999 - 2013			✓	
Sierra / Silverado Extended Cab-1500- <b>No suicide door</b>	1999 - 2002			✓	
Sierra / Silverado Extended Cab-1500- <b>Suicide door</b>	2001 - 2006			✓	
Sierra / Silverado Extended Cab-1500- <b>Suicide door</b>	2007 - 2013	✓ DRIVER / PASSENGER		✓	
Sierra / Silverado Double Cab-1500- <b>4 door (2 smaller)</b>	2014 - 2018	✓ DRIVER / PASSENGER		✓ ASENTO	
Sierra / Silverado Crew Cab-1500- <b>4 door</b>	2007 - 2013	✓ DRIVER / PASSENGER		✓	
Sierra / Silverado Crew Cab-1500- <b>4 door</b>	2014 - 2018	✓ DRIVER / PASSENGER		✓ ASENTO	
Sierra / Silverado Crew Cab-1500- <b>4 door</b>	2019 - 2024	✓ DRIVER / PASSENGER		✓ ASENTO	
Sierra / Silverado Double Cab-1500- <b>4 door (2 smaller)</b>	2019 - 2024	✓ DRIVER / PASSENGER		✓ ASENTO	
Sierra / Silverado <b>HD-2500 / 3500- All models</b>	2007 - 2014	✓ DRIVER / PASSENGER		✓	
Sierra / Silverado <b>HD-2500 / 3500- All models</b>	2015 - 2024	✓ DRIVER / PASSENGER		✓ ASENTO	
Escalade / Suburban / Tahoe / Yukon - <b>All models</b>	2007 - 2014	✓ DRIVER / PASSENGER		✓	
Escalade / Suburban / Tahoe / Yukon - <b>All models</b>	2015 - 2020	✓ DRIVER / PASSENGER		✓ ASENTO	
Escalade / Suburban / Tahoe / Yukon - <b>All models</b>	2021 - 2024	✓ DRIVER / PASSENGER		✓ ASENTO	
Blazer	2019 - 2024	✓ DRIVER / PASSENGER*		✓* ASENTO	

\*2015-2022 **Canyon / Colorado Ext Cab** - LINK: Rear door must be opened for operation.

\*2015-2022 **Canyon / Colorado Crew Cab** - LINK: Steering column must be telescopic.

\*2019-2024 **Blazer** - ASENTO & LINK: **NOT AVAILABLE** for **ELECTRIC MODEL (BLAZER EV)**





# GENERAL MOTORS APPLICATIONS

MODEL	YEAR	LINK	XL-BASE	XL-SEAT ASENTO	SPEEDY LIFT
Acadia <sup>*</sup> (See note on Limited)	2008 - 2016	✓ PASSENGER			
Acadia	2017 - 2023	✓ DRIVER / PASSENGER		✓ ASENTO	
Cadillac XT6	2020 - 2024	✓ DRIVER / PASSENGER			
Enclave <sup>*</sup>	2008 - 2017	✓ PASSENGER			
Enclave <sup>*</sup>	2018 - 2024	✓ <sup>*</sup> DRIVER / PASSENGER & 2 <sup>nd</sup> ROW		✓ ASENTO	
Terrain / Equinox	2010 - 2017	✓ PASSENGER			
Terrain / Equinox	2018 - 2024	✓ DRIVER / PASSENGER		✓ ASENTO	
Traverse <sup>*</sup>	2008 - 2017	✓ PASSENGER			
Traverse <sup>*</sup>	2018 - 2023	✓ <sup>*</sup> DRIVER / PASSENGER & 2 <sup>nd</sup> ROW		✓ ASENTO	

<sup>\*</sup>GMC Acadia Limited 2017 is the 2008-2016 body style.

<sup>\*</sup>Enclave 2018-2024 – LINK: **NOT AVAILABLE** in driver position for model with manual seat. | 2<sup>nd</sup> Row, **NOT AVAILABLE** for 8 passenger model.

<sup>\*</sup>Traverse 2018-2023 – LINK: **NOT AVAILABLE** in driver position for model with manual seat. | 2<sup>nd</sup> Row, **NOT AVAILABLE** for 8 passenger model.



# HONDA APPLICATIONS

MODEL	YEAR	LINK	XL-BASE	XL-SEAT ASENTO	SPEEDY LIFT
Odyssey	1999 - 2004			✓ WITH HI-LIFT	✓
Odyssey	2005 - 2010		✓ CENTER	✓ WITH HI-LIFT	✓
Odyssey	2011 - 2017		✓ FRONT / CENTER	✓	✓
Odyssey	2018 - 2024	✓ 2 <sup>nd</sup> ROW		✓ ASENTO	✓



# HYUNDAI APPLICATIONS

MODEL	YEAR	LINK	XL-BASE	XL-SEAT ASENTO	SPEEDY LIFT
Entourage	2006 - 2009		✓ CENTER	✓	✓
Palisade	2020 - 2024	✓ DRIVER <sup>*</sup> / PASSENGER <sup>*</sup>		✓ <sup>*</sup>	

<sup>\*</sup>Palisade 2020-2024 – ASENTO: **NOT AVAILABLE** for model with manual seat.

<sup>\*</sup>Palisade 2020-2024 – LINK: **NOT AVAILABLE** for models with **MANUAL SEATS**





# KIA APPLICATIONS

MODEL	YEAR	LINK	XL-BASE	XL-SEAT ASENTO	SPEEDY LIFT
Carnival*	2022 - 2024	✓ FRONT* / CENTER*		✓*	✓*
Sedona	1999 - 2005		✓ FRONT / CENTER	✓	✓
Sedona	2006 - 2012	✓ 2 <sup>nd</sup> ROW	✓ CENTER	✓ WITH HI-LIFT	✓
Sedona	2012 - 2014	✓ 2 <sup>nd</sup> ROW			✓
Sedona*	2015 - 2021	✓ PASSENGER & 2 <sup>nd</sup> ROW*		✓	✓*
Telluride*	2020 - 2024	✓ DRIVER* / PASSENGER*		✓*	

\*Sedona 2015-2021 - **NOT AVAILABLE** for models with **OEM footrest** | *Discontinued in Canada 2019-2020 model.*

\*Carnival 2022-2024 - **LINK: NOT AVAILABLE** in driver position for model with manual seat  
- **LINK CENTER: NOT AVAILABLE** if equipped with power seat.

\*Carnival 2022-2024 - **SPEEDY-LIFT: NOT AVAILABLE** for 7 passenger model.

\*Carnival 2022-2024 - **ASENTO: NOT AVAILABLE** for model with manual seat.

\*Telluride 2020-2024 - **ASENTO: NOT AVAILABLE** for model with manual seat.

\*Telluride 2020-2024 - **LINK NOT AVAILABLE** for model with manual seat.



# MAZDA APPLICATIONS

MODEL	YEAR	LINK	XL-BASE	XL-SEAT ASENTO	SPEEDY LIFT
Mazda 5 *	2006 - 2015				✓

\*discontinued in USA in 2015, discontinued in Canada in 2017



Mercedes-Benz

# MERCEDES APPLICATIONS

MODEL	YEAR	LINK	XL-BASE	XL-SEAT ASENTO	SPEEDY LIFT
Metris	2016 - 2023			✓ ASENTO	✓



# NISSAN APPLICATIONS

MODEL	YEAR	LINK	XL-BASE	XL-SEAT ASENTO	SPEEDY LIFT
Quest	2011 - 2016			✓ WITH HI-LIFT	✓
Ariya	2022 - 2024	✓ DRIVER/PASSENGER*			

\*Ariya 2022-2024 - **LINK FRONT PASSENGER: NOT AVAILABLE** for models with **POWER SEAT**.



# SUBARU APPLICATIONS

MODEL	YEAR	LINK	XL-BASE	XL-SEAT ASENTO	SPEEDY LIFT
Forester	2014 - 2018			✓ ASENTO	



# TESLA APPLICATIONS

MODEL	YEAR	LINK	XL-BASE	XL-SEAT ASENTO	SPEEDY LIFT
X	2015 - 2020			✓ ASENTO	*✓ SPEEDY
X	2021 - 2024			✓ ASENTO	*✓ SPEEDY

\*Tesla X 2021-2024 - **SPEEDY-LIFT: NOT AVAILABLE** PASSENGER side model with bench seat.



# TOYOTA APPLICATIONS

MODEL	YEAR	LINK	XL-BASE	XL-SEAT ASENTO	SPEEDY LIFT
Sienna	2004 - 2010		✓ FRONT / CENTER	✓ WITH HI-LIFT	✓
Sienna - <b>Power seat</b>	2005 - 2010		✓ FRONT	✓ WITH HI-LIFT	✓
Sienna* - <b>7 &amp; 8 passenger</b>	2011 - 2020	✓ DRIVER/PASSENGER ✓ 2 <sup>nd</sup> ROW*	✓ CENTER	✓ WITH HI-LIFT	✓ *SEE NOTE
Sienna* - <b>With footrest</b>	2011 - 2020	✓ DRIVER/PASSENGER ✓ 2 <sup>nd</sup> ROW*	✓ CENTER	✓ WITH HI-LIFT	✓
Sienna* - <b>7 &amp; 8 passenger</b>	2021 - 2024	✓ DRIVER/PASSENGER ✓ 2 <sup>nd</sup> ROW*		✓ ASENTO	✓ *SEE NOTE
Tacoma Access Cab - <b>Suicide door</b>	2005 - 2015	✓ PASSENGER		✓	
Tacoma Access Cab - <b>Suicide door</b>	2016 - 2023	✓ PASSENGER		✓ ASENTO	
Tacoma Double Cab - <b>4 reg. door</b>	2005 - 2023	✓ PASSENGER		✓	
Tundra Double Cab - <b>4 door (rear doors smaller)</b>	2014 - 2021	✓ DRIVER / PASSENGER		✓ ASENTO	
Tundra Crew Max - <b>4 door</b>	2014 - 2021	✓ DRIVER / PASSENGER		✓ ASENTO	
Tundra Crew Max - <b>4 door</b>	2022 - 2024	✓ DRIVER / PASSENGER			
4 Runner	2003 - 2024			✓	
Rav 4	2006 - 2012			✓	
Rav 4*	2013 - 2018	✓ PASSENGER		✓*	
Rav 4*	2019 - 2024	✓* PASSENGER		✓ ASENTO	
Venza*	2008 - 2016	✓* PASSENGER			
Highlander	2014 - 2019	✓ PASSENGER		✓ ASENTO	

\*Rav 4 2013-2018 - XL-SEAT: **AVAILABLE FOR MANUAL SEATS ONLY**

\*Sienna 2011-2020 8 passenger - SPEEDY: Passenger side all mid-row seats will be removed

\*Sienna 2021-2024 8 passenger - SPEEDY: Passenger side all mid-row seats will be removed

\*Rav 4 2019-2024 - LINK: **AVAILABLE FOR MANUAL SEATS ONLY**

\*Sienna 8 passenger, 2<sup>nd</sup> row, driver side - LINK: **NOT AVAILABLE**

\*Venza 2008-2016 passenger side - LINK: **AVAILABLE FOR MANUAL SEATS ONLY**



Volkswagen

# VOLKSWAGEN APPLICATIONS

MODEL	YEAR	LINK	XL-BASE	XL-SEAT ASENTO	SPEEDY LIFT
Routan	2009 - 2012	✓ DRIVER/PASSENGER ✓ 2 <sup>nd</sup> ROW	✓ FRONT / CENTER	✓ WITH HI-LIFT	✓

# LINK



## WEBSITE RESOURCES

Connect to the locked portion of the site.



## HOW IT WORKS VIDEO

In just a few minutes, see all of the key features of the product.



## PRODUCT VIDEO

Overview of the LINK in motion.



## HIGHLIGHTS

- Only uses OEM seat
- All safety features retained
- Great comfort, legroom and space
- Seating behind LINK is not affected
- Customizable movements
- Compatible with 100s of vehicles
- 3 year warranty, 350 lbs capacity



## THINGS TO REMEMBER


- The LINK uses the original seat; however, due to the many trim levels available for a given application, it is possible that some of the vehicle's original features will need to be cancelled or removed at the time of installation.
- Note that during the install, OEM wire harness is cut and extended under the seat to maintain the OEM security and comfort features. Installation also involves trim and/or shroud modification based on vehicle year, make and model.

# LINK | REFERENCES



## USER DELIVERY VIDEO

Learn how the pendant and seat adjustments work.



## REDUCED POWER MODE.

If the vehicle battery dies or gets disconnected, the LINK protects itself with a reduced power mode.



## REMOTE DIAGNOSTICS

The LINK is equipped with a remote diagnostic system that can be run over the phone with a technician.






Throughout this tool you will find references to assist you in evaluating the feasibility of a LINK in specific vehicles to meet your client's specific needs. In some applications, the seated position and/or the forward and aft travel of the seat changes with the LINK installed. Below is a visual aid to explain how these details are to be understood.

(OEM = Original Equipment Manufacturer. | Chrysler; GM, Toyota, etc. | from the factory)



## MANUAL BACK UP VIDEO

In the unlikely event of an issue, the LINK is equipped with a manual back up.

SEAT HEIGHT	SEAT ADJUSTMENT	VERTICAL TRAVEL
		
<p>This information will give an idea of the seat height with the LINK installed. Due to the various seat styles offered by vehicle manufacturers, the information is supplied as a reference to assist you in establishing if the seated height on the LINK will be suitable for your client. <b>Example:</b> In the 2015 Ford F-150 Super Cab – the note reads as follows: <b>“Seat height: ½ inch lower than OEM (non-adjustable manual seat)”</b> This means that in that model of Ford, with a manual seat (a seat that doesn’t offer ‘height’ adjustment) the LINK will sit half an inch lower than it did before the installation. (See visual aid – <b>not to scale</b>)</p>	<p>This information is so you can establish the forward and back movements of the seat with the LINK. In all applications, the LINK adds power forward and backward movements, regardless of the seat’s original functions. In some applications, the travel is limited. The seat adjustment information will allow you to confirm if the installation of the LINK will be suitable for your client’s needs. <b>FRONT</b> is to indicate towards the steering wheel or front of the vehicle. <b>BACK</b> is to indicate towards the rear of the vehicle.</p>	<p>This information is so you can establish the estimated transfer height of the LINK in most vehicles. <b>As suspensions, tires and wheels can affect the exact height</b> at which a vehicle sits, this method can allow you to evaluate more accurately the transfer height in your specific vehicle. The LINK has two travel lengths, <b>SHORT:</b> for most minivans, SUV’s and smaller vehicles; and <b>LONG:</b> for trucks and large SUV’s. Please confirm the model in question, SHORT or LONG with our sales or service department. (See visual aid – <b>not to scale</b>)</p>



# LINK QUICK REFERENCE

See next pages for more applications & additional notes

CHRYSLER		DRIVER	PASSENGER	2 <sup>nd</sup> ROW
Caravan / Town & Country (*T&C discontinued 2016)	2008 - 2020	✓*	✓	✓
Grand Caravan	2021 - 2024	✓	✓	✓
Pacifica	2017 - 2024	✓	✓	✓*
Voyager	2020 - 2023	✓	✓	✓
Ram 1500 CLASSIC Crew Cab - <b>4 door</b>	2009 - 2023		✓	
Ram 1500 Crew Cab - <b>4 door</b>	2019 - 2024	✓*	✓	
Ram 1500 CLASSIC Quad Cab - <b>4 door</b>	2009 - 2023		✓	
Ram 1500 Quad Cab - <b>4 door</b>	2019 - 2024	✓*	✓	
Ram 2500/3500 - <b>4 door</b>	2010 - 2018		✓	
Ram 2500/3500 - <b>4 door</b>	2019 - 2024		✓	
Jeep Gladiator	2020 - 2024	✓	✓	
Jeep Grand Cherokee	2011 - 2022		✓*	
Jeep Wrangler - <b>4 door</b>	2018 - 2024	✓*	✓*	
Journey	2008 - 2020		✓*	
FORD		DRIVER	PASSENGER	2 <sup>nd</sup> ROW
F-150 Super Cab - <b>Suicide door</b>	2009 - 2014	✓	✓*	
F-150 Super Crew Cab - <b>4 door</b>	2009 - 2014	✓	✓*	
F-150 Super Cab - <b>Suicide door</b>	2015 - 2020	✓	✓	
F-150 Super Crew Cab - <b>4 door</b>	2015 - 2020	✓	✓	
F-150 Super Cab - <b>Suicide door</b>	2021 - 2023	✓	✓	
F-150 Super Crew Cab - <b>4 door</b>	2021 - 2024	✓	✓	
Raptor Super Cab - <b>Suicide door</b>	2011 - 2016	✓	✓*	
Raptor Super Crew Cab - <b>4 door</b>	2011 - 2016	✓	✓*	
Raptor Super Cab - <b>Suicide door</b>	2017 - 2024	✓	✓	
Raptor Super Crew Cab - <b>4 door</b>	2017 - 2024	✓	✓	
F-250, F-350, F-450 Super Cab - <b>Suicide door</b>	2011 - 2016	✓	✓	
F-250, F-350, F-450 Super Crew Cab - <b>4 door</b>	2011 - 2016	✓	✓	
F-250, F-350, F-450 Super Cab - <b>Suicide door</b>	2017 - 2024	✓	✓	
F-250, F-350, F-450 Super Crew Cab - <b>4 door</b>	2017 - 2024	✓	✓	
Ranger Super Crew Cab - <b>4 Door</b>	2019 - 2024		✓	
Explorer	2011 - 2015		✓	
Explorer	2016 - 2019		✓	
Explorer	2020 - 2024	✓*	✓*	
Expedition / Navigator	2007 - 2017		✓	
Expedition / Navigator	2018 - 2024	✓*	✓*	✓*
Escape	2013 - 2019		✓	
Edge	2015 - 2024		✓	
Lincoln MKX	2016 - 2021		✓	
Nautilus	2019 - 2023		✓	
GENERAL MOTORS (Continued on page 2)		DRIVER	PASSENGER	2 <sup>nd</sup> ROW
Avalanche★(See note)	2007 - 2013	✓	✓	
Colorado / Canyon Extended Cab - <b>Suicide door</b>	2015 - 2022	✓*	✓*	
Colorado / Canyon Crew Cab - <b>4 door</b>	2015 - 2022	✓*	✓	

\*ESTIMATED height and installation time in base model. Install times as reference only and apply to seasoned installers.

THE FIRST INSTALLATIONS will likely take a few additional hours. **Please schedule accordingly.**

**HIGHER TRIM LEVELS REQUIRE ADDITIONAL INSTALLATION TIME.**

**If equipped with TV/DVD in seatback, UNIT NO LONGER FUNCTIONAL**

# LINK QUICK REFERENCE

GENERAL MOTORS		DRIVER	PASSENGER	2 <sup>nd</sup> ROW
Sierra / Silverado Extended Cab -1500- <b>Suicide door</b> ★	2007 - 2013	✓	✓	
Sierra / Silverado Double Cab -1500- <b>4 door</b> (2 smaller)	2014 - 2018	✓	✓	
Sierra / Silverado Double Cab -1500- <b>4 door</b> (2 smaller)	2019 - 2024	✓	✓	
Sierra / Silverado Crew Cab -1500- <b>4 door</b> ★(See note)	2007 - 2013	✓	✓	
Sierra / Silverado Crew Cab -1500- <b>4 door</b>	2014 - 2018	✓	✓	
Sierra / Silverado Crew Cab -1500- <b>4 door</b>	2019 - 2024	✓	✓	
Sierra / Silverado <b>HD</b> -2500 / 3500- <b>Ext. &amp; 4 door</b> ★	2007 - 2014	✓	✓	
Sierra / Silverado <b>HD</b> -2500 / 3500- <b>4 door</b>	2015 - 2019	✓	✓	
Sierra / Silverado <b>HD</b> -2500 / 3500- <b>4 door</b>	2020 - 2024	✓	✓	
Escalade / Suburban / Tahoe / Yukon - <b>All models</b> ★	2007 - 2014	✓	✓	
Escalade / Suburban / Tahoe / Yukon - <b>All models</b>	2015 - 2020	✓	✓	
Escalade / Suburban / Tahoe / Yukon - <b>All models</b>	2021 - 2024	✓	✓	
Acadia	2008 - 2016		✓	
Acadia (*See note on Limited)	2017 - 2023	✓	✓	
Blazer	2019 - 2024	✓*	✓*	
Cadillac XT6	2020 - 2024	✓	✓	
Enclave	2008 - 2017		✓	
Enclave	2018 - 2024	✓*	✓	✓*
Traverse	2008 - 2017		✓	
Traverse	2018 - 2023	✓*	✓	✓*
Terrain / Equinox	2010 - 2017		✓	
Terrain / Equinox	2018 - 2024	✓	✓	
HONDA		DRIVER	PASSENGER	2 <sup>nd</sup> ROW
Odyssey	2018 - 2024			✓
HYUNDAI		DRIVER	PASSENGER	2 <sup>nd</sup> ROW
Palisade	2020 - 2024	✓*	✓*	
KIA		DRIVER	PASSENGER	2 <sup>nd</sup> ROW
Carnival	2022 - 2024	✓*	✓*	✓*
Sedona (See note)	2006 - 2014			✓*
Sedona (See note)	2015 - 2021		✓	✓*
Telluride	2020 - 2024	✓*	✓*	
NISSAN		DRIVER	PASSENGER	2 <sup>nd</sup> ROW
Ariya	2022 - 2024	✓	✓*	
TOYOTA		DRIVER	PASSENGER	2 <sup>nd</sup> ROW
Sienna	2011 - 2020	✓	✓	✓*
Sienna	2021 - 2024	✓	✓	✓*
Tacoma Access Cab - <b>Suicide door</b>	2005 - 2023		✓	
Tacoma Double Cab - <b>4 door</b>	2005 - 2023		✓	
Tundra Double Cab - <b>4 door</b> (2 smaller)	2014 - 2021	✓	✓	
Tundra Crew Max - <b>4 door</b>	2014 - 2021	✓	✓	
Tundra Crew Max - <b>4 door</b>	2022 - 2024	✓*	✓*	
Rav 4	2013 - 2018		✓	
Rav 4	2019 - 2024		✓*	
Venza (See note)	2008 - 2016		✓*	
Highlander	2014 - 2019		✓	
VOLKSWAGEN		DRIVER	PASSENGER	2 <sup>nd</sup> ROW
Routan	2009 - 2012	✓	✓	✓

\*ESTIMATED height and installation time in base model. Install times as reference only and apply to seasoned installers.

THE FIRST INSTALLATIONS will likely take a few additional hours. **Please schedule accordingly.**

**HIGHER TRIM LEVELS REQUIRE ADDITIONAL INSTALLATION TIME.**

**If equipped with TV/DVD in seatback, UNIT NO LONGER FUNCTIONAL**

ADAPT SOLUTIONS

BACK

04-2024



# LINK QUICK REFERENCE

Notes to specific applications - marked * on the QUICK REFERENCE		
Caravan / Town & Country	2008 - 2020	* <b>STEERING COLUMN MUST BE TELESCOPIC.</b>
Pacifica	2017 - 2024	* <b>NOT AVAILABLE</b> for mid-row in <b>PINNACLE MODEL (2021+)</b> .
Ram 1500 Quad/ Crew Cab – 4 door	2019 - 2024	* <b>NOT AVAILABLE</b> for <b>CLASSIC</b> body style – 2018 model.
Jeep Wrangler – 4 door	2018 - 2023	* <b>NOT AVAILABLE</b> for <b>JK</b> model(2018)
Jeep Grand Cherokee	2011 - 2022	* <b>NOT AVAILABLE</b> for model with <b>MANUAL SEAT.</b> * <b>NOT AVAILABLE</b> for WL Platform
Journey	2008 - 2020	* <b>ONLY AVAILABLE</b> for model with <b>SEAT STORAGE.</b>
F-150 Super Cab - <b>Suicide door / 4 door</b>	2011 - only	* <b>NOT AVAILABLE</b> for model with 4 load cells (see details)
Explorer	2020 - 2024	* <b>NOT AVAILABLE</b> for model with <b>MANUAL SEAT.</b>
Raptor Super Cab - <b>Suicide door / 4 door</b>	2011 - only	* <b>NOT AVAILABLE</b> for model with 4 load cells (see details)
Ford Ranger Super Crew	2019 - 2023	* <b>NOT AVAILABLE</b> for model with Power Seat
Acadia	2017 - 2023	* <b>NOT AVAILABLE</b> for 2017 LIMITED model for the Driver
Ford Expedition (Front)	2018 - 2024	* <b>NOT AVAILABLE</b> for model with <b>MANUAL SEAT.</b>
Ford Expedition/Navigator (2 <sup>nd</sup> Row)	2018 - 2024	* <b>ONLY AVAILABLE</b> for <b>Long wheelbase</b> (Exp. MAX & Nav. L)
Navigator (Front)	2018 - 2024	* <b>NOT AVAILABLE</b> for model with <b>PERFECT POSITION SEAT.</b>
Canyon/ Colorado Ext Cab – <b>Suicide door</b>	2015 - 2022	* <b>Rear door MUST BE OPEN</b> for LINK operation.
Canyon/ Colorado Crew Cab – 4 door	2015 - 2022	* <b>STEERING COLUMN MUST BE TELESCOPIC.</b>
Blazer	2019 - 2024	* <b>NOT AVAILABLE</b> for <b>ELECTRIC MODEL</b> (BLAZER EV)
Enclave (Driver/Front)	2018 - 2024	* <b>NOT AVAILABLE</b> in driver position for model manual seat
Enclave (2 <sup>nd</sup> ROW)	2018 - 2024	* <b>NOT AVAILABLE</b> for 8 passenger model.
Traverse (Driver/Front)	2018 - 2023	* <b>NOT AVAILABLE</b> in driver position for model manual seat
Traverse	2018 - 2023	* <b>NOT AVAILABLE</b> for 8 passenger model.
Kia Carnival	2022 - 2024	* <b>NOT AVAILABLE</b> for model with <b>manual seat(Driver position)</b> * <b>NOT AVAILABLE</b> for 2 <sup>nd</sup> row if equipped with power seat.
Kia Sedona	2006 - 2014	* <b>NOT AVAILABLE</b> for short wheelbase model.
Kia Sedona	2015 - 2021	* <b>NOT AVAILABLE</b> for mid-row driver side with OEM footrest <i>Discontinued in Canada 2019-2020 model.</i>
Kia Telluride	2020 - 2024	* <b>NOT AVAILABLE</b> for model with <b>MANUAL SEAT.</b>
Hyundai Palisade	2020 - 2024	* <b>NOT AVAILABLE</b> for model with <b>MANUAL SEAT.</b>
Nissan Ariya (Front Passenger)	2022 - 2024	* <b>NOT AVAILABLE</b> for model with power seats.
Toyota Sienna	2011 - 2020	* <b>NOT AVAILABLE</b> for 8 passenger 2 <sup>nd</sup> row on the driver side
Toyota Sienna	2021 - 2024	* <b>NOT AVAILABLE</b> for 8 passenger 2 <sup>nd</sup> row on the driver side
Toyota Tundra	2022 - 2023	* <b>ONLY AVAILABLE</b> for model with <b>POWER SEATS .</b>
Toyota Rav 4	2019 - 2024	* <b>ONLY AVAILABLE</b> for model with <b>MANUAL SEATS.</b>
Toyota Venza	2008 - 2016	* <b>NOT AVAILABLE</b> for model with power seats.
ALL MODEL		If equipped with TV/DVD in seatback, <b>UNIT NO LONGER FUNCTIONAL</b>
* <b>NOT AVAILABLE</b> for 2007 model with integrated seatbelt. 2007 MODEL, INCLUDES: Avalanche; Sierra / Silverado Extended Cab; Sierra / Silverado Crew Cab; Sierra / Silverado HD (2500/3500) Extended Cab / Silverado HD (2500/3500) Crew Cab; Escalade / Suburban / Tahoe / Yukon.		

Tablet part #: **LK1000**  
 Bluetooth part #: **LK1100**  
 LINK footrest part #: **LK14000**

Need Assistance? [CHAT WITH US](#)

\***ESTIMATED** height and installation time in base model. Install times as reference only and apply to seasoned installers.  
 THE FIRST INSTALLATIONS will likely take a few additional hours. **Please schedule accordingly.**  
**HIGHER TRIM LEVELS REQUIRE ADDITIONAL INSTALLATION TIME.**  
**If equipped with TV/DVD in seatback, UNIT NO LONGER FUNCTIONAL**



## 2008-2020 Caravan / Town &amp; Country | DRIVER

## LK-CHRG08L

Seat height: OEM

OEM shrouds must be trimmed.

Outer seat shroud removed and replaced | PROVIDED

Power seat buttons integrated into provided shroud.

➔ Please specify if equipped with power seats.

Mid-row seat (Stow 'N Go) immediately behind LINK cannot be stowed.

\* Transfer height: 19" | Average install: 6-8 hrs.

Seat | FRONT: 2 inches less than OEM | BACK: 2 inches more than OEM

Lower B pillar shroud needs to be cut | STENCIL PROVIDED.

Armrest must be modified | Retained. Action required for use.

OEM wire harness must be cut and extended under seat.

★ STEERING COLUMN MUST BE TELESCOPIC.

## 2008-2020 Caravan / Town &amp; Country | FRONT PASSENGER

## LK-CHRG08R

Seat height: OEM

OEM shrouds must be trimmed.

Mid-row seat (Stow 'N Go) immediately behind LINK cannot be stowed.

\* Transfer height: 19" | Average install: 6-8 hrs.

Seat adjustments | FRONT: OEM | BACK: OEM

OEM wire harness must be cut and extended under seat.

2008-2020 Caravan / Town & Country | 2<sup>nd</sup> ROW LEFT (driver side)

## LK-CHRG08CL

Seat height: OEM

OEM shrouds must be trimmed.

➔ Please specify if equipped with heated seats. (Add. parts &amp; time)

\* Transfer height: 19" | Average install: 6-8 hrs.

Seat | FRONT: 5 inches more than OEM | BACK: OEM

★ Must be Stow 'N Go seating (not bench)

Option available : Additional Seat Security Anchor Kit

2008-2020 Caravan / Town & Country | 2<sup>nd</sup> ROW RIGHT (passenger side)

## LK-CHRG08CR

Seat height: OEM

OEM shrouds must be trimmed.

➔ Please specify if equipped with heated seats. (Add. parts &amp; time)

\* Transfer height: 19" | Average install: 6-8 hrs.

Seat adjustments | FRONT: 5 inches more than OEM | BACK: OEM

★ Must be Stow 'N Go seating (not bench)

Option available : Additional Seat Security Anchor Kit

## 2021-2024 Grand Caravan | DRIVER

## LK-CHR17L

Seat height: OEM | Adjustable seat 2.5" travel = sits 1" above lowest point)

OEM shrouds must be trimmed.

Outer seat trim modified. Inner trim replaced | PARTS PROVIDED

Lower B pillar shroud needs to be cut | STENCIL PROVIDED

Ventilated seat/fan in seat retained. (additional install time)

➔ Please specify if equipped with power seats. (add. parts &amp; time)

Armrest must be modified | Adapter is included

\* Transfer height: 19" | Average install: 10-14 hrs.

Seat | FRONT: 2 ¼" less than OEM | BACK: 2 ¼" more than OEM

Mid-row/Stow 'N Go behind LINK PERMANENTLY in or out of floor.

Seatbelt pre-tensioner relocated.

Seat leans towards rear of vehicle once outside. ANGLE: 5 degrees.

OEM wire harness must be cut and extended under seat.

Extensive wire harness work required on fully equipped models.

If equipped with TV/ DVD in seatback, UNIT NO LONGER FUNCTIONAL

★ Adapt Solutions' signature TALL programing NOT AVAILABLE

USER INTERACTION REQUIRED: Watch video for details. [Click here for video](#)

## 2021-2024 Grand Caravan | FRONT PASSENGER

## LK-CHR17R

Seat height: OEM | Adjustable seat 2.5" travel = sits 1" above lowest point)

OEM shrouds must be trimmed.

Outer seat trim modified. Inner trim replaced | PARTS PROVIDED

Lower B pillar shroud needs to be cut | STENCIL PROVIDED

Ventilated seat/fan in seat retained. (additional install time)

➔ Please specify if equipped with power seats. (add. parts &amp; time)

\* Transfer height: 19" | Average install: 10-14 hrs.

Seat adjustments | FRONT: 2 ¼" less than OEM | BACK: 2 ¼" more than OEM

Mid-row/Stow 'N Go behind LINK PERMANENTLY in or out of floor.

Seatbelt pre-tensioner relocated.

Seat leans towards rear of vehicle once outside. ANGLE: 5 degrees.

OEM wire harness must be cut and extended under seat.

Extensive wire harness work required on fully equipped models.

If equipped with TV/ DVD in seatback, UNIT NO LONGER FUNCTIONAL

2021-2024 Grand Caravan | 2<sup>nd</sup> ROW LEFT OR RIGHT (driver or passenger side)

## LK-CHR17CL or LK-CHR17CR

Seat height: OEM

OEM shrouds must be trimmed.

Doorsill moulding needs to be cut | STENCIL PROVIDED.

➔ Please specify if equipped with heated seats. (add. parts &amp; time)

\* Transfer height: 19" | Average install: 6-8 hrs.

Seat adjustments | FRONT: OEM | BACK: 1 ¼" more than OEM

★ Jump seat in 8 passenger model must be removed.

\*ESTIMATED height and installation time in base model. Install times as reference only and apply to seasoned installers.

THE FIRST INSTALLATIONS will likely take a few additional hours. **Please schedule accordingly.****HIGHER TRIM LEVELS REQUIRE ADDITIONAL INSTALLATION TIME.****If equipped with TV/DVD in seatback, UNIT NO LONGER FUNCTIONAL**

ADAPT SOLUTIONS

[BACK](#)

04-2024



## 2017-2024 Pacifica | DRIVER

## LK-CHR17L

Seat height: OEM | Adjustable seat 2.5" travel = sits 1" above lowest point)  
 OEM shrouds must be trimmed.  
 Outer seat trim modified. Inner trim replaced | PARTS PROVIDED  
 Lower B pillar shroud needs to be cut | STENCIL PROVIDED  
 Ventilated seat/fan in seat retained. (Additional install time)  
 ➔ Please specify if equipped with power seats. (Add. parts & time)  
 Armrest must be modified | Adapter is included  
 If equipped with TV/DVD in seatback, UNIT NO LONGER FUNCTIONAL

\*Transfer height: 19" | Average install: 10-14 hrs.  
 Seat | FRONT: 2 ¼" less than OEM | BACK: 2 ¼" more than OEM  
 Mid-row/Stow 'N Go behind **LINK PERMANENTLY** in or out of floor.  
 Seatbelt pre-tensioner relocated.  
 Seat leans towards rear of vehicle once outside. ANGLE: 5 degrees.  
 OEM wire harness must be cut and extended under seat.  
 Extensive wire harness work required on fully equipped models.  
 Compatible with HYBRID model.  
 ★Adapt Solutions' signature TALL programming **NOT AVAILABLE**

USER INTERACTION REQUIRED: Watch video for details. [Click here for video](#)

## 2017-2024 Pacifica | FRONT PASSENGER

## LK-CHR17R

Seat height: OEM | Adjustable seat 2.5" travel = sits 1" above lowest point)  
 OEM shrouds must be trimmed.  
 Outer seat trim modified. Inner trim replaced | PARTS PROVIDED  
 Lower B pillar shroud needs to be cut | STENCIL PROVIDED  
 Ventilated seat/fan in seat retained. (Additional install time)  
 ➔ Please specify if equipped with power seats. (Add. parts & time)  
 If equipped with TV/DVD in seatback, UNIT NO LONGER FUNCTIONAL

\*Transfer height: 19" | Average install: 10-14 hrs.  
 Seat adjustments | FRONT: 2 ¼" less than OEM | BACK: 2 ¼" more than OEM  
 Mid-row/Stow 'N Go behind **LINK PERMANENTLY** in or out of floor.  
 Seatbelt pre-tensioner relocated.  
 Seat leans towards rear of vehicle once outside. ANGLE: 5 degrees.  
 OEM wire harness must be cut and extended under seat.  
 Extensive wire harness work required on fully equipped models.  
 Compatible with HYBRID model.

2017-2024 Pacifica | 2<sup>nd</sup> ROW LEFT OR RIGHT (driver or passenger side)

## LK-CHR17CL or LK-CHR17CR

Seat height: OEM  
 OEM shrouds must be trimmed.  
 Doorsill moulding needs to be cut | STENCIL PROVIDED.  
 ➔ Please specify if equipped with heated seats. (Add. parts & time)  
 ➔ Please specify if it is hybrid.

\*Transfer height: 19" | Average install: 6-8 hrs.  
 Seat adjustments | FRONT: OEM | BACK: 1 ¾" more than OEM  
 ★Jump seat in 8 passenger model must be removed.  
 ★NOT AVAILABLE FOR PINNACLE MODEL (2021 & up).

## 2020-2024 Voyager | DRIVER

## LK-CHR17L

Seat height: OEM | Adjustable seat 2.5" travel = sits 1" above lowest point)  
 OEM shrouds must be trimmed.  
 Outer seat trim modified. Inner trim replaced | PARTS PROVIDED  
 Lower B pillar shroud needs to be cut | STENCIL PROVIDED  
 Ventilated seat/fan in seat retained. (Additional install time)  
 ➔ Please specify if equipped with power seats. (Add. parts & time)  
 Armrest must be modified | Adapter is included

\*Transfer height: 19" | Average install: 10-14 hrs.  
 Seat | FRONT: 2 ¼" less than OEM | BACK: 2 ¼" more than OEM  
 Mid-row/Stow 'N Go behind **LINK PERMANENTLY** in or out of floor.  
 Seatbelt pre-tensioner relocated.  
 Seat leans towards rear of vehicle once outside. ANGLE: 5 degrees.  
 OEM wire harness must be cut and extended under seat.  
 Extensive wire harness work required on fully equipped models.  
 If equipped with TV/DVD in seatback, UNIT NO LONGER FUNCTIONAL  
 ★Adapt Solutions' signature TALL programming **NOT AVAILABLE**

USER INTERACTION REQUIRED: Watch video for details. [Click here for video](#)

## 2020-2024 Voyager | FRONT PASSENGER

## LK-CHR17R

Seat height: OEM | Adjustable seat 2.5" travel = sits 1" above lowest point)  
 OEM shrouds must be trimmed.  
 Outer seat trim modified. Inner trim replaced | PARTS PROVIDED  
 Lower B pillar shroud needs to be cut | STENCIL PROVIDED  
 Ventilated seat/fan in seat retained. (Additional install time)  
 ➔ Please specify if equipped with power seats. (Add. parts & time)

\*Transfer height: 19" | Average install: 10-14 hrs.  
 Seat adjustments | FRONT: 2 ¼" less than OEM | BACK: 2 ¼" more than OEM  
 Mid-row/Stow 'N Go behind **LINK PERMANENTLY** in or out of floor.  
 Seatbelt pre-tensioner relocated.  
 Seat leans towards rear of vehicle once outside. ANGLE: 5 degrees.  
 OEM wire harness must be cut and extended under seat.  
 Extensive wire harness work required on fully equipped models.  
 If equipped with TV/DVD in seatback, UNIT NO LONGER FUNCTIONAL

2020-2024 Voyager | 2<sup>nd</sup> ROW LEFT OR RIGHT (driver or passenger side)

## LK-CHR17CL or LK-CHR17CR

Seat height: OEM  
 OEM shrouds must be trimmed.  
 Doorsill moulding needs to be cut | STENCIL PROVIDED.  
 ➔ Please specify if equipped with heated seats. (Add. parts & time)

\*Transfer height: 19" | Average install: 6-8 hrs.  
 Seat adjustments | FRONT: OEM | BACK: 1 ¾" more than OEM  
 ★Jump seat in 8 passenger model must be removed.

\*ESTIMATED height and installation time in base model. Install times as reference only and apply to seasoned installers.

THE FIRST INSTALLATIONS will likely take a few additional hours. **Please schedule accordingly.**

**HIGHER TRIM LEVELS REQUIRE ADDITIONAL INSTALLATION TIME.**

**If equipped with TV/DVD in seatback, UNIT NO LONGER FUNCTIONAL**

ADAPT SOLUTIONS

BACK

04-2024



2009-2023 Ram 1500 Crew Cab CLASSIC -4 door| FRONT PASSENGER

LK-RAMQ09R
Seat height: OEM
OEM shrouds must be trimmed.
Seat support spring (OEM) must be cut| OEM reconfiguration not affected
Higher trim levels may cause loss of some seat features.
\*Transfer height: 21"| Average install: 6-8 hrs.
Seat adjustments| FRONT: INFO N/A| BACK: INFO N/A
Lower B pillar shroud needs to be cut| STENCIL PROVIDED.
OEM wire harness must be cut and extended under seat.
Vented seat base fan removed from seat.

2009-2023 Ram 1500 Quad Cab CLASSIC -4 door| FRONT PASSENGER

LK-RAMQ09R
Seat height: OEM
OEM shrouds must be trimmed.
Seat support spring (OEM) must be cut| OEM reconfiguration not affected
Higher trim levels may cause loss of some seat features.
\*Transfer height: 21"| Average install: 6-8 hrs.
Seat adjustments| FRONT: INFO N/A| BACK: INFO N/A
Lower B pillar shroud needs to be cut| STENCIL PROVIDED.
OEM wire harness must be cut and extended under seat.
Vented seat base fan removed from seat.

2019-2024 Ram 1500 Quad Cab -4 door| DRIVER

LK-RAMQ19L
Seat height: 2" higher than OEM lowest (2.5" adjustable seat)
OEM shrouds must be trimmed.
Door must be shimmed| SHIM PROVIDED
Please specify if equipped with power seats.
Please specify if NEW BODY STYLE or CLASSIC-2018 MODEL.
\*Transfer height: 20"| Average install: 8-10 hrs.
Seat adjustments| FRONT: 2" less than OEM| BACK: 1/2" more than OEM
OEM wire harness must be cut and extended under seat.
Adapt Solutions' signature TALL programing NOT AVAILABLE
NOT AVAILABLE for CLASSIC body style - 2018 model.

2019-2024 Ram 1500 Quad Cab -4 door| FRONT PASSENGER

LK-RAMQ19R
Seat height: 2" higher than OEM lowest (2.5" adjustable seat)
OEM shrouds must be trimmed.
Please specify if equipped with power seats.
\*Transfer height: 20"| Average install: 8-10 hrs.
Seat adjustments| FRONT: 2" less than OEM| BACK: 1/2" more than OEM
OEM wire harness must be cut and extended under seat.
Please specify if NEW BODY STYLE or CLASSIC-2018 MODEL (RAMQ09R)

2019-2024 Ram 1500 Crew Cab -4 door| DRIVER

LK-RAMQ19L
Seat height: 2" higher than OEM lowest (2.5" adjustable seat)
OEM shrouds must be trimmed.
Door must be shimmed| SHIM PROVIDED
Please specify if equipped with power seats.
Please specify if NEW BODY STYLE or CLASSIC-2018 MODEL.
\*Transfer height: 20"| Average install: 8-10 hrs.
Seat adjustments| FRONT: 2" less than OEM| BACK: 1/2" more than OEM
OEM wire harness must be cut and extended under seat.
Adapt Solutions' signature TALL programing NOT AVAILABLE
NOT AVAILABLE for CLASSIC body style - 2018 model.

2019-2024 Ram 1500 Crew Cab -4 door| FRONT PASSENGER

LK-RAMQ19R
Seat height: 2" higher than OEM lowest (2.5" adjustable seat)
OEM shrouds must be trimmed.
Please specify if equipped with power seats.
\*Transfer height: 20"| Average install: 8-10 hrs.
Seat adjustments| FRONT: 2" less than OEM| BACK: 1/2" more than OEM
OEM wire harness must be cut and extended under seat.
Please specify if NEW BODY STYLE or CLASSIC-2018 MODEL (RAMQ09R)

2010-2018 Ram 2500/3500 -4 door| FRONT PASSENGER

LK-RAMQ09R
Seat height: OEM
OEM shrouds must be trimmed.
Seat support spring (OEM) must be cut| OEM reconfiguration not affected
Higher trim levels may cause loss of some seat features.
Transfer height may vary with tires, wheels and suspension.
\*Transfer height: 23"| Average install: 6-8 hrs.
Seat adjustments| FRONT: INFO N/A| BACK: INFO N/A
Lower B pillar shroud needs to be cut| STENCIL PROVIDED.
OEM wire harness must be cut and extended under seat.
Vented seat base fan removed from seat.

2019-2024 Ram 2500/3500 -4 door| FRONT PASSENGER

LK-RAMQ09R
Seat height: OEM
OEM shrouds must be trimmed.
Seat support spring (OEM) must be cut| OEM reconfiguration not affected
Higher trim levels may cause loss of some seat features.
Transfer height may vary with tires, wheels and suspension.
\*Transfer height: 23"| Average install: 6-8 hrs.
Seat adjustments| FRONT: INFO N/A| BACK: INFO N/A
Lower B pillar shroud needs to be cut| STENCIL PROVIDED.
OEM wire harness must be cut and extended under seat.
Vented seat base fan removed from seat.

2018-2024 Jeep Wrangler -4 door| DRIVER

LK-WRG18L
Seat height: 3/4" higher than OEM lowest (adjustable seat)
OEM seat trim must be modified.
Lower B pillar shroud needs to be cut| STENCIL PROVIDED.
Adapt Solutions' signature TALL programing NOT AVAILABLE.
Compatible with HYBRID model.
\*Transfer height: 19"| Average install: 6-8 hrs.
Seat adjustments| FRONT: 2" more than OEM| BACK: 3 1/8" less than OEM.
OEM wire harness must be cut and extended under seat.
Friction on center console. Wear and scratches to be expected.
MAX PRESET available. Offers 2 additional inches of vertical travel.
Not available for JK Model (2018)

2018-2024 Jeep Wrangler -4 door| FRONT PASSENGER

LK-WRG18R
Seat height: 3/4" higher than OEM lowest (adjustable seat)
OEM seat trim must be modified.
Lower B pillar shroud needs to be cut| STENCIL PROVIDED.
Adapt Solutions' signature TALL programing NOT AVAILABLE.
Compatible with HYBRID model.
\*Transfer height: 19"| Average install: 6-8 hrs.
Seat adjustments| FRONT: 2" more than OEM| BACK: 3 1/8" less than OEM.
OEM wire harness must be cut and extended under seat.
Friction on center console. Wear and scratches to be expected.
MAX PRESET available. Offers 2 additional inches of vertical travel.
Not available for JK Model (2018)

\*ESTIMATED height and installation time in base model. Install times as reference only and apply to seasoned installers.

THE FIRST INSTALLATIONS will likely take a few additional hours. Please schedule accordingly.

HIGHER TRIM LEVELS REQUIRE ADDITIONAL INSTALLATION TIME.

If equipped with TV/DVD in seatback, UNIT NO LONGER FUNCTIONAL



2020-2024 Jeep Gladiator| DRIVER

LK-WRG18L  
Seat height: 3/4" higher than OEM lowest (adjustable seat)  
OEM seat trim must be modified.  
Lower B pillar shroud need to be cut| STENCIL PROVIDED.  
★Adapt Solutions' signature TALL programing **NOT AVAILABLE**

\*Transfer height: 19" | Average install: 6-8 hrs.  
Seat adjustments| FRONT: 2" more than OEM| BACK: 3 1/8" less than OEM.  
**OEM wire harness must be cut and extended under seat.**  
Friction on center console. Wear and scratches to be expected.  
MAX PRESET available. Offers 2 additional inches of vertical travel.

2020-2024 Jeep Gladiator| FRONT PASSENGER

LK-WRG18R  
Seat height: 3/4" higher than OEM lowest (adjustable seat)  
OEM seat trim must be modified.  
Lower B pillar shroud need to be cut| STENCIL PROVIDED.  
★Adapt Solutions' signature TALL programing **NOT AVAILABLE**

\*Transfer height: 19" | Average install: 6-8 hrs.  
Seat adjustments| FRONT: 2" more than OEM| BACK: 3 1/8" less than OEM.  
**OEM wire harness must be cut and extended under seat.**  
Friction on center console. Wear and scratches to be expected.  
MAX PRESET available. Offers 2 additional inches of vertical travel.

2011-2022 Jeep Grand Cherokee| FRONT PASSENGER

LK-GCH11R  
Seat height: 1 1/2 inches higher than lowest point of adjustable seat (2 1/2")  
OEM shrouds must be trimmed.  
Lower B pillar shroud need to be cut| STENCIL PROVIDED.  
★**NOT AVAILABLE FOR MODEL WITH MANUAL SEATS**

\*Transfer height: 19" | Average install: 6-8hrs.  
Seat adjustments| FRONT: 1 3/4 more than OEM| BACK: 1 3/8" less than OEM  
**OEM wire harness must be cut and extended under seat.**  
★**NOT AVAILABLE for WL Platform**

2008-2020 Journey| FRONT PASSENGER

LK-JOU08R  
Seat height: 1/4 inch higher than OEM  
OEM shrouds must be trimmed.  
**Plastic seat pan must be trimmed| OEM reconfiguration not affected**

\*Transfer height: 19" | Average install: 9-11hrs.  
Seat adjustments| FRONT: 1/4 more than OEM| BACK: 1/4 more than OEM  
**OEM wire harness must be cut and extended under seat.**  
★**ONLY AVAILABLE FOR MODEL WITH SEAT STORAGE**

\*ESTIMATED height and installation time in base model. Install times as reference only and apply to seasoned installers.  
THE FIRST INSTALLATIONS will likely take a few additional hours. **Please schedule accordingly.**  
**HIGHER TRIM LEVELS REQUIRE ADDITIONAL INSTALLATION TIME.**  
**If equipped with TV/DVD in seatback, UNIT NO LONGER FUNCTIONAL**





2009-2014	F-150 Super Cab – Suicide door	DRIVER	<p>LK-F150C09L Seat height: INFO N/A OEM shrouds must be trimmed. Installation time varies depending on OEM features integrated in the seat. <b>Extensive wire harness work required on fully equipped models. (Add time)</b></p>	<p>*Transfer height: 19"   Average install: 8-10 hrs. Seat adjustments  FRONT: INFO N/A   BACK: INFO N/A Vented seats retained. ☞ <i>Please specify if equipped with power seats.</i> <b>OEM wire harness must be cut and extended under seat.</b></p>
2009-2014	F-150 Super Cab – Suicide door	FRONT PASSENGER	<p>LK-F150C09R Seat height: INFO N/A OEM shrouds must be trimmed. Installation time varies depending on OEM features integrated in the seat. <b>Extensive wire harness work required on fully equipped models. (Add time)</b></p>	<p>*Transfer height: 19"   Average install: 8-10 hrs. Seat adjustments  FRONT: INFO N/A   BACK: INFO N/A Vented seats retained. <b>OEM wire harness must be cut and extended under seat.</b> ★ <b>NOT AVAILABLE for 2011 model with 4 load cells. (SEE INSTALL PAGE)</b></p>
2009-2014	F-150 Super Crew Cab – 4 door	DRIVER	<p>LK-F150C09L Seat height: INFO N/A OEM shrouds must be trimmed. Installation time varies depending on OEM features integrated in the seat. <b>Extensive wire harness work required on fully equipped models. (Add time)</b></p>	<p>*Transfer height: 19"   Average install: 8-10 hrs. Seat adjustments  FRONT: INFO N/A   BACK: INFO N/A Vented seats retained. ☞ <i>Please specify if equipped with power seats.</i> <b>OEM wire harness must be cut and extended under seat.</b></p>
2009-2014	F-150 Super Crew Cab – 4 door	FRONT PASSENGER	<p>LK-F150C09R Seat height: INFO N/A OEM shrouds must be trimmed. Installation time varies depending on OEM features integrated in the seat. <b>Extensive wire harness work required on fully equipped models. (Add time)</b></p>	<p>*Transfer height: 19"   Average install: 8-10 hrs. Seat adjustments  FRONT: INFO N/A   BACK: INFO N/A Vented seats retained. <b>OEM wire harness must be cut and extended under seat.</b> ★ <b>NOT AVAILABLE for 2011 model with 4 load cells. (SEE INSTALL PAGE)</b></p>
2011-2016	F-150 Raptor Super Cab – Suicide door	DRIVER	<p>LK-F150C09L Seat height: INFO N/A OEM shrouds must be trimmed. Installation time varies depending on OEM features integrated in the seat. <b>Extensive wire harness work required on fully equipped models. (Add time)</b></p>	<p>*Transfer height: 19"   Average install: 10-12 hrs. Seat adjustments  FRONT: INFO N/A   BACK: INFO N/A Vented seats retained. ☞ <i>Please specify if equipped with power seats.</i> <b>OEM wire harness must be cut and extended under seat.</b></p>
2011-2016	F-150 Raptor Super Cab – Suicide door	FRONT PASSENGER	<p>LK-F150C09R Seat height: INFO N/A OEM shrouds must be trimmed. Installation time varies depending on OEM features integrated in the seat. <b>Extensive wire harness work required on fully equipped models. (Add time)</b></p>	<p>*Transfer height: 19"   Average install: 10-12 hrs. Seat adjustments  FRONT: INFO N/A   BACK: INFO N/A Vented seats retained. <b>OEM wire harness must be cut and extended under seat.</b> ★ <b>NOT AVAILABLE for 2011 model with 4 load cells. (SEE INSTALL PAGE)</b></p>
2011-2016	F-150 Raptor Super Crew Cab – 4 door	DRIVER	<p>LK-F150C09L Seat height: INFO N/A OEM shrouds must be trimmed. Installation time varies depending on OEM features integrated in the seat. <b>Extensive wire harness work required on fully equipped models. (Add time)</b></p>	<p>*Transfer height: 19"   Average install: 10-12 hrs. Seat adjustments  FRONT: INFO N/A   BACK: INFO N/A Vented seats retained. ☞ <i>Please specify if equipped with power seats.</i> <b>OEM wire harness must be cut and extended under seat.</b></p>
2011-2016	F-150 Raptor Super Crew Cab – 4 door	FRONT PASSENGER	<p>LK-F150C09R Seat height: INFO N/A OEM shrouds must be trimmed. Installation time varies depending on OEM features integrated in the seat. <b>Extensive wire harness work required on fully equipped models. (Add time)</b></p>	<p>*Transfer height: 19"   Average install: 10-12 hrs. Seat adjustments  FRONT: INFO N/A   BACK: INFO N/A Vented seats retained. <b>OEM wire harness must be cut and extended under seat.</b> ★ <b>NOT AVAILABLE for 2011 model with 4 load cells. (SEE INSTALL PAGE)</b></p>
2017-2024	F-150 Raptor Super Cab – Suicide door	DRIVER	<p>LK-F150C15L Seat height: ½ inch lower than OEM (non-adjustable manual seat) OEM shrouds must be trimmed. Installation time varies depending on OEM features integrated in the seat. <b>Fully equipped model has large memory box module.</b> <b>Additional time required for fastening memory box to the floor.</b> <b>Extensive wire harness work required on fully equipped models. (Add time)</b></p>	<p>*Transfer height: 21"   Average install: 10-12 hrs. Seat adjustments  FRONT: 3 inches less than OEM   BACK: OEM Vented seatback retained. ☞ <i>Please specify if equipped with power seats.</i> ☞ <i>Please specify if equipped with vented seat. (add. parts &amp; time)</i> <b>OEM wire harness must be cut and extended under seat.</b></p>
2017-2024	F-150 Raptor Super Cab – Suicide door	FRONT PASSENGER	<p>LK-F150C15R Seat height: ½ inch lower than OEM (non-adjustable manual seat) OEM shrouds must be trimmed. Installation time varies depending on OEM features integrated in the seat. <b>Fully equipped model has large memory box module.</b> <b>Additional time required for fastening memory box to the floor.</b> <b>Extensive wire harness work required on fully equipped models. (Add time)</b></p>	<p>*Transfer height: 21"   Average install: 10-12 hrs. Seat adjustments  FRONT: 3 inches less than OEM   BACK: OEM Vented seatback retained. ☞ <i>Please specify if equipped with power seats.</i> ☞ <i>Please specify if equipped with vented seat. (add. parts &amp; time)</i> <b>OEM wire harness must be cut and extended under seat.</b></p>

\*ESTIMATED height and installation time in base model. Install times as reference only and apply to seasoned installers.

THE FIRST INSTALLATIONS will likely take a few additional hours. **Please schedule accordingly.**

**HIGHER TRIM LEVELS REQUIRE ADDITIONAL INSTALLATION TIME.**

**If equipped with TV/DVD in seatback, UNIT NO LONGER FUNCTIONAL**

ADAPT SOLUTIONS

BACK

04-2024



## 2017-2024 F-150 Raptor Super Crew Cab – 4 door| DRIVER

## LK-F150C15L

Seat height: ½ inch lower than OEM (non-adjustable manual seat)  
 OEM shrouds must be trimmed.  
 Installation time varies depending on OEM features integrated in the seat.  
 Fully equipped model has large memory box module.  
 Additional time required for fastening memory box to the floor.  
 Extensive wire harness work required on fully equipped models. (Add time)

\*Transfer height: 21" | Average install: 10-12 hrs.  
 Seat adjustments| FRONT: 3 inches less than OEM | BACK: OEM  
 Vented seatback retained.  
 ↳ Please specify if equipped with power seats.  
 ↳ Please specify if equipped with vented seat. (add. parts & time)  
 OEM wire harness must be cut and extended under seat.

## 2017-2024 F-150 Raptor Super Crew Cab – 4 door| FRONT PASSENGER

## LK-F150C15R

Seat height: ½ inch lower than OEM (non-adjustable manual seat)  
 OEM shrouds must be trimmed.  
 Installation time varies depending on OEM features integrated in the seat.  
 Fully equipped model has large memory box module.  
 Additional time required for fastening memory box to the floor.  
 Extensive wire harness work required on fully equipped models. (Add time)

\*Transfer height: 21" | Average install: 10-12 hrs.  
 Seat adjustments| FRONT: 3 inches less than OEM | BACK: OEM  
 Vented seatback retained.  
 ↳ Please specify if equipped with power seats.  
 ↳ Please specify if equipped with vented seat. (add. parts & time)  
 OEM wire harness must be cut and extended under seat.

## 2015-2024 F-150 Super Cab – Suicide door| DRIVER

## LK-F150C15L

Seat height: ½ inch lower than OEM (non-adjustable manual seat)  
 OEM shrouds must be trimmed.  
 Installation time varies depending on OEM features integrated in the seat.  
 Fully equipped model has large memory box module.  
 Additional time required for fastening memory box to the floor.  
 Extensive wire harness work required on fully equipped models. (Add time)

\*Transfer height: 20" | Average install: 8-10 hrs.  
 Seat adjustments| FRONT: 3 inches less than OEM | BACK: OEM  
 Vented seatback retained.  
 ↳ Please specify if equipped with power seats.  
 ↳ Please specify if equipped with vented seat. (add. parts & time)  
 OEM wire harness must be cut and extended under seat.

## 2015-2024 F-150 Super Cab – Suicide door| FRONT PASSENGER

## LK-F150C15R

Seat height: ½ inch lower than OEM (non-adjustable manual seat)  
 OEM shrouds must be trimmed.  
 Installation time varies depending on OEM features integrated in the seat.  
 Fully equipped model has large memory box module.  
 Additional time required for fastening memory box to the floor.  
 Extensive wire harness work required on fully equipped models. (Add time)

\*Transfer height: 20" | Average install: 8-10 hrs.  
 Seat adjustments| FRONT: 3 inches less than OEM | BACK: OEM  
 Vented seatback retained.  
 ↳ Please specify if equipped with power seats.  
 ↳ Please specify if equipped with vented seat. (add. parts & time)  
 OEM wire harness must be cut and extended under seat.

## 2015-2024 F-150 Super Crew Cab – 4 door| DRIVER

## LK-F150C15L

Seat height: ½ inch lower than OEM (non-adjustable manual seat)  
 OEM shrouds must be trimmed.  
 Installation time varies depending on OEM features integrated in the seat.  
 Fully equipped model has large memory box module.  
 Additional time required for fastening memory box to the floor.  
 Extensive wire harness work required on fully equipped models. (Add time)

\*Transfer height: 20" | Average install: 8-10 hrs.  
 Seat adjustments| FRONT: 3 inches less than OEM | BACK: OEM  
 Vented seatback retained.  
 ↳ Please specify if equipped with power seats.  
 ↳ Please specify if equipped with vented seat. (add. parts & time)  
 OEM wire harness must be cut and extended under seat.

## 2015-2024 F-150 Super Crew Cab – 4 door| FRONT PASSENGER

## LK-F150C15R

Seat height: ½ inch lower than OEM (non-adjustable manual seat)  
 OEM shrouds must be trimmed.  
 Installation time varies depending on OEM features integrated in the seat.  
 Fully equipped model has large memory box module.  
 Additional time required for fastening memory box to the floor.  
 Extensive wire harness work required on fully equipped models. (Add time)

\*Transfer height: 20" | Average install: 8-10 hrs.  
 Seat adjustments| FRONT: 3 inches less than OEM | BACK: OEM  
 Vented seatback retained.  
 ↳ Please specify if equipped with power seats.  
 ↳ Please specify if equipped with vented seat. (add. parts & time)  
 OEM wire harness must be cut and extended under seat.

## 2011-2016 F-250, F-350, F-450 Super or Super Crew Cab – Suicide door or 4 door| DRIVER

## LK-F250C11L

Seat height: ¼ inch higher than OEM (manual or power seat)  
 OEM shrouds must be trimmed.  
 OEM wire harness must be cut and extended under seat.  
 Extensive wire harness work required on fully equipped models. (Add time)

\*Transfer height: 24" (F-250) | Average install: 6-8 hrs.  
 Seat adjustments| FRONT: 2 inches less than OEM | BACK: OEM  
 ↳ Please specify if equipped with power seats. (add. parts & time)  
 ↳ Please specify if equipped with vented seat. (add. parts & time)

## 2011-2016 F-250, F-350, F-450 Super or Super Crew Cab – Suicide or 4 door | FRONT PASSENGER

## LK-F250C11R

Seat height: ¼ inch higher than OEM (manual or power seat)  
 OEM shrouds must be trimmed.  
 OEM wire harness must be cut and extended under seat.  
 Extensive wire harness work required on fully equipped models. (Add time)

\*Transfer height: 24" (F-250) | Average install: 6-8 hrs.  
 Seat adjustments| FRONT: 2 inches less than OEM | BACK: OEM  
 ↳ Please specify if equipped with power seats. (add. parts & time)  
 ↳ Please specify if equipped with vented seat. (add. parts & time)

\*ESTIMATED height and installation time in base model. Install times as reference only and apply to seasoned installers.

THE FIRST INSTALLATIONS will likely take a few additional hours. **Please schedule accordingly.**

**HIGHER TRIM LEVELS REQUIRE ADDITIONAL INSTALLATION TIME.**

**If equipped with TV/DVD in seatback, UNIT NO LONGER FUNCTIONAL**

ADAPT SOLUTIONS

BACK

04-2024





## 2017-2024 F-250, F-350, F-450 Super Crew Cab – Suicide door or 4 door | DRIVER

## LK-F150C15L

Seat height: ½ inch lower than OEM (non-adjustable manual seat)  
 OEM shrouds must be trimmed.  
 Installation time varies depending on OEM features integrated in the seat.  
 Fully equipped model has large memory box module.  
 Additional time required for fastening memory box to the floor.  
 Extensive wire harness work required on fully equipped models. (Add time)

\* Transfer height: 24" (4X4) | Average install: 8-10 hrs.  
 Seat adjustments | FRONT: 3 inches less than OEM | BACK: OEM  
 Vented seatback retained.  
 ➔ Please specify if equipped with power seats.  
 ➔ Please specify if equipped with vented seat. (add. parts & time)  
 OEM wire harness must be cut and extended under seat.

## 2017-2024 F-250, F-350, F-450 Super Crew Cab – Suicide or 4 door | FRONT PASSENGER

## LK-F150C15R

Seat height: ½ inch lower than OEM (non-adjustable manual seat)  
 OEM shrouds must be trimmed.  
 Installation time varies depending on OEM features integrated in the seat.  
 Fully equipped model has large memory box module.  
 Additional time required for fastening memory box to the floor.  
 Extensive wire harness work required on fully equipped models. (Add time)

\* Transfer height: 24" (4X4) | Average install: 8-10 hrs.  
 Seat adjustments | FRONT: 3 inches less than OEM | BACK: OEM  
 Vented seatback retained.  
 ➔ Please specify if equipped with power seats.  
 ➔ Please specify if equipped with vented seat. (add. parts & time)  
 OEM wire harness must be cut and extended under seat.

## 2019-2024 Ranger Super Crew Cab | FRONT PASSENGER

## LK-RNG19R

Seat height: 1 1/16" higher than OEM lowest (adjustable seat)  
 OEM seat trim must be modified.  
 Lower B pillar shroud needs to be cut | STENCIL PROVIDED.  
 ★ NOT CURRENTLY AVAILABLE for model with power seats.

\* Transfer height: 19" | Average install: 8-10 hrs.  
 Seat adjustments | FRONT: 2" less than OEM | BACK: 1" less than OEM.  
 OEM wire harness must be cut and extended under seat.  
 ★ NOT CURRENTLY AVAILABLE for SuperCab model.

## 2011-2015 Explorer | FRONT PASSENGER

## LK-EXL11R

Seat height: INFO N/A  
 OEM shrouds must be trimmed.  
 Seat base must be cut | OEM reconfiguration not affected  
 Higher trim levels may cause loss of some seat features.  
 ➔ Please specify if equipped with vented seat. (add. parts & time)

\* Transfer height: 19" | Average install: 8-10 hrs.  
 Seat adjustments | FRONT: INFO N/A | BACK: INFO N/A  
 Lower B pillar shroud needs to be cut | STENCIL PROVIDED.  
 OEM wire harness must be cut and extended under seat.  
 ★ Adapt Solutions' signature TALL programing NOT AVAILABLE

## 2016-2019 Explorer | FRONT PASSENGER

## LK-EXL16R

Seat height: 1" higher than OEM lowest (adjustable seat)  
 OEM shrouds must be trimmed.  
 Seat base must be cut | OEM reconfiguration not affected  
 OEM wire harness must be cut and extended under seat.

\* Transfer height: 19" | Average install: 9-11 hrs.  
 Seat adjustments | FRONT: OEM | BACK: 1 ¼" less than OEM  
 Lower B pillar shroud needs to be cut | STENCIL PROVIDED.  
 Retain fan in seat | Models with ventilated seat.  
 ➔ Please specify if equipped with vented seat. (add. parts & time)

## 2020-2024 Explorer | DRIVER

## LK-EXL20L

Seat height: 5/16" higher than OEM lowest (power seat)  
 OEM shrouds must be trimmed.  
 OEM wire harness must be cut and extended under seat.  
 ★ Adapt Solutions' signature TALL programing NOT AVAILABLE

\* Transfer height: 19.5" | Average install: 8-10 hrs.  
 Seat adjustments | FRONT: ¾" less than OEM | BACK: OEM  
 Lower B pillar shroud needs to be cut | STENCIL PROVIDED.  
 Control box relocated under the LINK.  
 ★ NOT CURRENTLY AVAILABLE for model with manual seats.

## 2020-2024 Explorer | FRONT PASSENGER

## LK-EXL20R

Seat height: 5/16" higher than OEM lowest (power seat)  
 OEM shrouds must be trimmed.  
 OEM wire harness must be cut and extended under seat.

\* Transfer height: 19.5" | Average install: 8-10 hrs.  
 Seat adjustments | FRONT: ¾" less than OEM | BACK: OEM  
 Lower B pillar shroud needs to be cut | STENCIL PROVIDED.  
 ★ NOT CURRENTLY AVAILABLE for model with manual seats.

\*ESTIMATED height and installation time in base model. Install times as reference only and apply to seasoned installers.

THE FIRST INSTALLATIONS will likely take a few additional hours. **Please schedule accordingly.**

**HIGHER TRIM LEVELS REQUIRE ADDITIONAL INSTALLATION TIME.**

**If equipped with TV/DVD in seatback, UNIT NO LONGER FUNCTIONAL**

ADAPT SOLUTIONS

BACK

04-2024



## 2007-2017 Expedition / Navigator | FRONT PASSENGER

## LK-EXP07R

Seat height: 3/8 inch higher than OEM  
OEM shrouds must be trimmed.

➔ Please specify if equipped with vented seats.

Installation time varies depending on OEM features integrated in the seat.  
Extensive wire harness work required on fully equipped models. (Add time)

\*Transfer height: 19" | Average install: 6-8 hrs.

Seat adjustments| FRONT: 2 3/4 inch less than OEM| BACK:1" more than OEM  
Vented seats retained.

OEM wire harness must be cut and extended under seat.

Fully equipped model has large memory box module.

Additional time required for fastening memory box to the floor.

## 2018-2024 Expedition / Navigator | DRIVER

## LK-EXP18L

Seat height: 1 3/8" higher than OEM lowest (adjustable seat)  
OEM seat trim must be modified.

➔ Please specify if equipped with vented seat. (add. parts & time)

★ NOT AVAILABLE for model with MANUAL SEAT.

★ NOT AVAILABLE for model with PERFECT POSITION SEAT (Navigator).

\*Transfer height: 21" | Average install: 8 - 12 hrs.

Seat adjustments| FRONT: 4 1/8" less than OEM| BACK:1 1/4" more than OEM  
Lower B pillar shroud needs to be cut | STENCIL PROVIDED.

OEM wire harness must be cut and extended under seat.

Extensive wire harness work required on fully equipped models.

Additional time required for relocating memory box.

Plastic floor liner in 2<sup>nd</sup> row behind the LINK has to be cut or removed

## 2018-2024 Expedition / Navigator | FRONT PASSENGER

## LK-EXP18R

Seat height: 1 3/8" higher than OEM lowest (adjustable seat)  
OEM seat trim must be modified.

➔ Please specify if equipped with vented seat. (add. parts & time)

★ NOT AVAILABLE for model with MANUAL SEAT.

★ NOT AVAILABLE for model with PERFECT POSITION SEAT (Navigator).

\*Transfer height: 21" | Average install: 8 - 12 hrs.

Seat adjustments| FRONT: 2" less than OEM| BACK:2.5" more than OEM  
Lower B pillar shroud needs to be cut | STENCIL PROVIDED.

OEM wire harness must be cut and extended under seat.

Extensive wire harness work required on fully equipped models.

Plastic floor liner in 2<sup>nd</sup> row behind the LINK has to be cut or removed

2018-2024 Expedition / Navigator | 2<sup>nd</sup> ROW LEFT (DRIVER SIDE)

## LK-EXP18CL

Seat height: OEM

Lower C pillar shroud needs to be cut | STENCIL PROVIDED.

Left & right seat trim replaced | PROVIDED

➔ Please specify if equipped with heated seat. (add. parts & time)

★ ONLY AVAILABLE for Long wheelbase (Exp. MAX & Nav. L)

Model with 2<sup>nd</sup> row center console may require LINK preset modification & decrease legroom during LINK operation

KING RANCH 7 passenger model | Inner arm rest must be removed.

\*Transfer height: 21" | Average install: 6-8 hrs.

Seat adjustments| FRONT: 2" less than OEM| BACK:2.5" more than OEM

OEM wire harness must be cut and extended under seat.

Seatback PowerFold feature cancelled| Seat cannot be folded

Seat tilt & slide feature no longer functional

Seatback recline no longer adjustable

2018-2024 Expedition / Navigator | 2<sup>nd</sup> ROW RIGHT (PASSENGER SIDE)

## LK-EXP18CR

Seat height: OEM

Lower B pillar shroud needs to be cut | STENCIL PROVIDED.

Left & right seat trim replaced | PROVIDED

➔ Please specify if equipped with heated seat. (add. parts & time)

★ ONLY AVAILABLE for Long wheelbase (Exp. MAX & Nav. L)

Model with 2<sup>nd</sup> row center console may require LINK preset modification & decrease legroom during LINK operation

KING RANCH 7 passenger model | Inner arm rest must be removed.

\*Transfer height: 21" | Average install: 6-8 hrs.

Seat adjustments| FRONT: 4 1/8" less than OEM| BACK:1 1/4" more than OEM

OEM wire harness must be cut and extended under seat.

Seatback PowerFold feature cancelled| Seat cannot be folded

Seat tilt & slide feature no longer functional

Seatback recline no longer adjustable

## 2013-2019 Escape | FRONT PASSENGER

## LK-ESC13R

Seat height: OEM

OEM shrouds must be trimmed.

\*Transfer height: 19" | Average install: 6-8 hrs.

Seat adjustments| FRONT: 1/2 inch less than OEM| BACK:1" less than OEM

OEM wire harness must be cut and extended under seat.

## 2015-2024 Edge | FRONT PASSENGER

## LK-EDG15R

Seat height: 1/4" higher than OEM lowest (adjustable seat)

OEM shrouds must be trimmed.

➔ Please specify if equipped with vented seat. (add. parts & time)

\*Transfer height: 19" | Average install: 6-8 hrs.

Seat adjustments| FRONT: 1/4" more than OEM| BACK: 3/4" less than OEM

OEM wire harness must be cut and extended under seat.

Extensive wire harness work required on fully equipped models.

## 2016-2023 Lincoln MKX / Nautilus | FRONT PASSENGER

## LK-EDG15R

Seat height: 1/4" higher than OEM lowest (adjustable seat)

OEM shrouds must be trimmed.

➔ Please specify if equipped with vented seat. (add. parts & time)

➔ Please specify if 22 position seat. (add. parts, manual & time)

\*Transfer height: 19" | Average install: 10-12 hrs.

Seat adjustments| FRONT: 1/4" more than OEM| BACK: 3/4" less than OEM

OEM wire harness must be cut and extended under seat.

Extensive wire harness work required on fully equipped models.

\*ESTIMATED height and installation time in base model. Install times as reference only and apply to seasoned installers.

THE FIRST INSTALLATIONS will likely take a few additional hours. **Please schedule accordingly.**

**HIGHER TRIM LEVELS REQUIRE ADDITIONAL INSTALLATION TIME.**

**If equipped with TV/DVD in seatback, UNIT NO LONGER FUNCTIONAL**

ADAPT SOLUTIONS

BACK

04-2024



## 2007-2013 Avalanche | DRIVER

## LK-SILC07L

Seat height: ¾" higher than OEM (at lowest point on adjustable seat)  
OEM shrouds must be trimmed.

Higher trim levels may cause loss of some seat features.

Vented seat base fan removed from seat.

\*Transfer height: 19" | Average install: 6-8 hrs.

Seat adjustments| FRONT: INFO N/A| BACK: INFO N/A

OEM wire harness must be cut and extended under seat.

★NOTAVAILABLE for 2007 model with seatbelt integrated into the seat

## 2007-2013 Avalanche | FRONT PASSENGER

## LK-SILC07R

Seat height: ¾" higher than OEM (at lowest point on adjustable seat)  
OEM shrouds must be trimmed.

Higher trim levels may cause loss of some seat features.

Vented seat base fan removed from seat.

\*Transfer height: 19" | Average install: 6-8 hrs.

Seat adjustments| FRONT: INFO N/A| BACK: INFO N/A

OEM wire harness must be cut and extended under seat.

★NOTAVAILABLE for 2007 model with seatbelt integrated into the seat

## 2015-2022 Canyon / Colorado Extended Cab – Suicide door | DRIVER

## LK-COLC15L

Seat height: OEM (adjustable seat = 3" of travel – sits at 1 ½ inches)  
OEM shrouds must be trimmed.

Seat leans towards rear of vehicle once outside. ANGLE: 3 degrees.

Vented seat base fan removed from seat.

\*Transfer height: 19" | Average install: 6-8 hrs.

Seat adjustments| FRONT: 2 3/8" less than OEM| BACK: OEM

OEM wire harness must be cut and extended under seat.

\*Rear door must be open for LINK operation.

★STEERING COLUMN MUST BE TELESCOPIC.

## 2015-2022 Canyon / Colorado Extended Cab – Suicide door | FRONT PASSENGER

## LK-COLC15R

Seat height: ¾" higher than OEM  
OEM shrouds must be trimmed.

Seat leans towards rear of vehicle once outside. ANGLE: 3 degrees.

Vented seat base fan removed from seat.

\*Transfer height: 19" | Average install: 6-8 hrs.

Seat adjustments| FRONT: 2 3/8" less than OEM| BACK: OEM

OEM wire harness must be cut and extended under seat.

\*Rear door must be open for LINK operation.

## 2015-2022 Canyon / Colorado Crew Cab – 4 door | DRIVER

## LK-COLC15L

Seat height: OEM (adjustable seat = 3" of travel – sits at 1 ½ inches)  
OEM shrouds must be trimmed.

Seat leans towards rear of vehicle once outside. ANGLE: 3 degrees.

Vented seat base fan removed from seat.

\*Transfer height: 19" | Average install: 6-8 hrs.

Seat adjustments| FRONT: 2 3/8" less than OEM| BACK: OEM

OEM wire harness must be cut and extended under seat.

★STEERING COLUMN MUST BE TELESCOPIC.

## 2015-2022 Canyon / Colorado Crew Cab – 4 door | FRONT PASSENGER

## LK-COLC15R

Seat height: ¾" higher than OEM  
OEM shrouds must be trimmed.

Seat leans towards rear of vehicle once outside. ANGLE: 3 degrees.

\*Transfer height: 19" | Average install: 6-8 hrs.

Seat adjustments| FRONT: 2 3/8" less than OEM| BACK: OEM

OEM wire harness must be cut and extended under seat.

Vented seat base fan removed from seat.

## 2007-2013 Sierra / Silverado Extended Cab-1500- Suicide door | DRIVER

## LK-SILX07L

Seat height: ¾" higher than OEM (at lowest point on adjustable seat)  
OEM shrouds must be trimmed.

Vented seat base fan removed from seat.

NOTE| If seatbelt is bolted to rocker panel, see required notes below:

Seat belt reel must be relocated | BRACKET PROVIDED

\*Transfer height: 19" | Average install: 6-8 hrs.

Seat adjustments| FRONT: INFO N/A| BACK: INFO N/A

OEM wire harness must be cut and extended under seat.

★NOTAVAILABLE for 2007 model with seatbelt integrated into the seat

Replace rocker panel shroud | PROVIDED

## 2007-2013 Sierra / Silverado Extended Cab-1500- Suicide door | FRONT PASSENGER

## LK-SILX07R

Seat height: ¾" higher than OEM (at lowest point on adjustable seat)  
OEM shrouds must be trimmed.

Vented seat base fan removed from seat.

NOTE| If seatbelt is bolted to rocker panel, see required notes below:

Seat belt reel must be relocated | BRACKET PROVIDED

\*Transfer height: 19" | Average install: 6-8 hrs.

Seat adjustments| FRONT: INFO N/A| BACK: INFO N/A

OEM wire harness must be cut and extended under seat.

★NOTAVAILABLE for 2007 model with seatbelt integrated into the seat

Replace rocker panel shroud | PROVIDED

## 2014-2018 Sierra / Silverado Double Cab-1500- 4 door (2 smaller) | DRIVER

## LK-SILC14L

Seat height: OEM  
OEM shrouds must be trimmed.  
Vented seatback retained.

Lower B pillar shroud needs to be cut| STENCIL PROVIDED.

If equipped with TV/DVD in seatback, UNIT NO LONGER FUNCTIONAL

\*Transfer height: 20" | Average install: 7-9 hrs.

Seat adjustments| FRONT: INFO N/A| BACK: OEM (7 inches of travel)

OEM wire harness must be cut and extended under seat.

Vented seat base fan removed from seat.

Higher trim levels may cause loss of some seat features.

## 2014-2018 Sierra / Silverado Double Cab-1500- 4 door (2 smaller) | FRONT PASSENGER

## LK-SILC14R

Seat height: OEM  
OEM shrouds must be trimmed.  
Vented seatback retained.

Higher trim levels may cause loss of some seat features.

\*Transfer height: 20" | Average install: 7-9 hrs.

Seat adjustments| FRONT: INFO N/A| BACK: OEM (7 inches of travel)

OEM wire harness must be cut and extended under seat.

Vented seat base fan removed from seat.

If equipped with TV/DVD in seatback, UNIT NO LONGER FUNCTIONAL

\*ESTIMATED height and installation time in base model. Install times as reference only and apply to seasoned installers.

THE FIRST INSTALLATIONS will likely take a few additional hours. **Please schedule accordingly.**

**HIGHER TRIM LEVELS REQUIRE ADDITIONAL INSTALLATION TIME.**

**If equipped with TV/DVD in seatback, UNIT NO LONGER FUNCTIONAL**

ADAPT SOLUTIONS

BACK

04-2024



2007-2013	Sierra / Silverado Crew Cab-1500- 4 door  DRIVER	LK-SILC07L Seat height: ¾" higher than OEM (at lowest point on adjustable seat) OEM shrouds must be trimmed. Higher trim levels may cause loss of some seat features. Vented seat base fan removed from seat.	*Transfer height: 19"   Average install: 6-8 hrs. Seat adjustments  FRONT: INFO N/A  BACK: INFO N/A OEM wire harness must be cut and extended under seat. ★NOTAVAILABLE for 2007 model with seatbelt integrated into the seat
2007-2013	Sierra / Silverado Crew Cab-1500- 4 door  FRONT PASSENGER	LK-SILC07R Seat height: ¾" higher than OEM (at lowest point on adjustable seat) OEM shrouds must be trimmed. Higher trim levels may cause loss of some seat features. Vented seat base fan removed from seat.	*Transfer height: 19"   Average install: 6-8 hrs. Seat adjustments  FRONT: INFO N/A  BACK: INFO N/A OEM wire harness must be cut and extended under seat. ★NOTAVAILABLE for 2007 model with seatbelt integrated into the seat
2014-2018	Sierra / Silverado Crew Cab-1500- 4 door  DRIVER	LK-SILC14L Seat height: OEM OEM shrouds must be trimmed. Vented seatback retained. Lower B pillar shroud needs to be cut  STENCIL PROVIDED. If equipped with TV/DVD in seatback, UNIT NO LONGER FUNCTIONAL	*Transfer height: 20"   Average install: 7-9 hrs. Seat adjustments  FRONT: INFO N/A  BACK: OEM (7 inches of travel) OEM wire harness must be cut and extended under seat. Vented seat base fan removed from seat. Higher trim levels may cause loss of some seat features.
2014-2018	Sierra / Silverado Crew Cab-1500- 4 door  FRONT PASSENGER	LK-SILC14R Seat height: OEM OEM shrouds must be trimmed. Vented seatback retained. Higher trim levels may cause loss of some seat features.	*Transfer height: 20"   Average install: 7-9 hrs. Seat adjustments  FRONT: INFO N/A  BACK: OEM (7 inches of travel) OEM wire harness must be cut and extended under seat. Vented seat base fan removed from seat. If equipped with TV/DVD in seatback, UNIT NO LONGER FUNCTIONAL
2019-2024	Sierra / Silverado Crew Cab & Double Cab-1500- 4 door  DRIVER	LK-SILC19L Seat height: 2 ¼" higher than OEM lowest (3" adjustable seat) OEM shrouds must be trimmed. ➔ Please specify if 12/16-way seat (power thigh)   additional parts supplied. ➔ Please specify if equipped with seat memory. (add. parts & time) ➔ Please specify if equipped with vented seat. (add. parts & time)	*Transfer height: 21"   Average install: 6-8 hrs. Seat adjustments  FRONT: 2 ¼" less than OEM   BACK: ¾" less than OEM OEM wire harness must be cut and extended under seat. If equipped with TV/DVD in seatback, UNIT NO LONGER FUNCTIONAL PLEASE NOTE: Sunroof diminishes headroom (Approx. 2 inches) ★NOTAVAILABLE if equipped with TV/DVD in seatback
2019-2024	Sierra / Silverado Crew Cab & Double Cab-1500- 4 door  FRONT PASSENGER	LK-SILC19R Seat height: 2 ¼" higher than OEM lowest (3" adjustable seat) OEM shrouds must be trimmed. ➔ Please specify if 12/16-way seat (power thigh)   additional parts supplied. ➔ Please specify if equipped with vented seat. (add. parts & time)	*Transfer height: 21"   Average install: 6-8 hrs. Seat adjustments  FRONT: 2 ¼" less than OEM   BACK: ¾" less than OEM OEM wire harness must be cut and extended under seat. If equipped with TV/DVD in seatback, UNIT NO LONGER FUNCTIONAL PLEASE NOTE: Sunroof diminishes headroom (Approx. 2 inches) ★NOTAVAILABLE if equipped with TV/DVD in seatback
2007-2014	Sierra / Silverado HD -2500 / 3500- Extended Cab – Suicide door  DRIVER	LK-SILX07L Seat height: ¾" higher than OEM (at lowest point on adjustable seat) OEM shrouds must be trimmed. Vented seat base fan removed from seat. NOTE  If seatbelt is bolted to rocker panel, see required notes below: Seat belt reel must be relocated   BRACKET PROVIDED	*Transfer height: 23"   Average install: 6-8 hrs. Seat adjustments  FRONT: INFO N/A  BACK: INFO N/A OEM wire harness must be cut and extended under seat. ★NOTAVAILABLE for 2007 model with seatbelt integrated into the seat Replace rocker panel shroud  PROVIDED
2007-2014	Sierra / Silverado HD -2500 / 3500- Extended Cab – Suicide door  FRONT PASSENGER	LK-SILX07R Seat height: ¾" higher than OEM (at lowest point on adjustable seat) OEM shrouds must be trimmed. Vented seat base fan removed from seat. NOTE  If seatbelt is bolted to rocker panel, see required notes below: Seat belt reel must be relocated   BRACKET PROVIDED	*Transfer height: 23"   Average install: 6-8 hrs. Seat adjustments  FRONT: INFO N/A  BACK: INFO N/A OEM wire harness must be cut and extended under seat. ★NOTAVAILABLE for 2007 model with seatbelt integrated into the seat Replace rocker panel shroud  PROVIDED
2007-2014	Sierra / Silverado HD -2500 / 3500- Crew Cab – 4 door   DRIVER	LK-SILC07L Seat height: ¾" higher than OEM (at lowest point on adjustable seat) OEM shrouds must be trimmed. Higher trim levels may cause loss of some seat features.	*Transfer height: 23"   Average install: 6-8 hrs. Seat adjustments  FRONT: INFO N/A  BACK: INFO N/A OEM wire harness must be cut and extended under seat. Vented seat base fan removed from seat.
2007-2014	Sierra / Silverado HD -2500 / 3500- Crew Cab – 4 door   FRONT PASSENGER	LK-SILC07R Seat height: ¾" higher than OEM (at lowest point on adjustable seat) OEM shrouds must be trimmed. Higher trim levels may cause loss of some seat features.	*Transfer height: 23"   Average install: 6-8 hrs. Seat adjustments  FRONT: INFO N/A  BACK: INFO N/A OEM wire harness must be cut and extended under seat. Vented seat base fan removed from seat.

\*ESTIMATED height and installation time in base model. Install times as reference only and apply to seasoned installers.

THE FIRST INSTALLATIONS will likely take a few additional hours. **Please schedule accordingly.**

**HIGHER TRIM LEVELS REQUIRE ADDITIONAL INSTALLATION TIME.**

**If equipped with TV/DVD in seatback, UNIT NO LONGER FUNCTIONAL**

ADAPT SOLUTIONS

BACK

04-2024



2015-2019 Serra / Silverado HD -2500 / 3500- Double or Crew Cab | DRIVER

LK-SILC14L

Seat height: OEM  
 OEM shrouds must be trimmed.  
 Vented seatback retained.  
 Lower B pillar shroud needs to be cut| STENCIL PROVIDED.  
 \*2500 model sits one inch higher than the 1500 & 3500 model.

◆\*Transfer height: 20"-21" | Average install: 7-9 hrs.  
 Seat adjustments| FRONT: INFO N/A| BACK: OEM (7 inches of travel)  
 OEM wire harness must be cut and extended under seat.  
 Vented seat base fan removed from seat.  
 Higher trim levels may cause loss of some seat features.  
 If equipped with TV/DVD in seatback, UNIT NO LONGER FUNCTIONAL

2015-2019 Serra / Silverado HD -2500 / 3500- Double or Crew Cab | FRONT PASSENGER

LK-SILC14R

Seat height: OEM  
 OEM shrouds must be trimmed.  
 Vented seatback retained.  
 Higher trim levels may cause loss of some seat features.  
 If equipped with TV/DVD in seatback, UNIT NO LONGER FUNCTIONAL

◆\*Transfer height: 20"-21" | Average install: 7-9 hrs.  
 Seat adjustments| FRONT: INFO N/A| BACK: OEM (7 inches of travel)  
 OEM wire harness must be cut and extended under seat.  
 Vented seat base fan removed from seat.  
 ◆2500 model sits one inch higher than the 1500 & 3500 model.

2020-2024 Serra / Silverado HD -2500 / 3500- Double or Crew Cab | DRIVER

LK-SILC19L

Seat height: 2 1/4" higher than OEM lowest (3" adjustable seat)  
 OEM shrouds must be trimmed.  
 ➔ Please specify if 12/16-way seat (power thigh) | additional parts supplied.  
 ➔ Please specify if equipped with seat memory. (Add. parts & time)  
 ➔ Please specify if equipped with vented seat. (Add. parts & time)

◆\*Transfer height: 21" | Average install: 6-8 hrs.  
 Seat adjustments| FRONT: 2 1/4" less than OEM | BACK: 3/4" less than OEM  
 OEM wire harness must be cut and extended under seat.  
 If equipped with TV/DVD in seatback, UNIT NO LONGER FUNCTIONAL  
 PLEASE NOTE: Sunroof diminishes headroom (Approx. 2 inches)  
 ◆ Transfer height may vary with tires, wheels and suspension.

2020-2024 Serra / Silverado HD -2500 / 3500- Double or Crew Cab | FRONT PASSENGER

LK-SILC19R

Seat height: 2 1/4" higher than OEM lowest (3" adjustable seat)  
 OEM shrouds must be trimmed.  
 ➔ Please specify if 12/16-way seat (power thigh) | additional parts supplied.  
 ➔ Please specify if equipped with vented seat. (Add. parts & time)  
 PLEASE NOTE: Sunroof diminishes headroom (Approx. 2 inches)

◆\*Transfer height: 21" | Average install: 6-8 hrs.  
 Seat adjustments| FRONT: 2 1/4" less than OEM | BACK: 3/4" less than OEM  
 OEM wire harness must be cut and extended under seat.  
 If equipped with TV/DVD in seatback, UNIT NO LONGER FUNCTIONAL  
 ◆ Transfer height may vary with tires, wheels & suspension.

2007-2014 Escalade / Suburban / Tahoe / Yukon - All models| DRIVER

LK-SILC07L

Seat height: 3/4" higher than OEM (at lowest point on adjustable seat)  
 OEM shrouds must be trimmed.  
 Higher trim levels may cause loss of some seat features.  
 Vented seat base fan removed from seat.

◆\*Transfer height: 19" or 23" | Average install: 6-8 hrs.  
 Seat adjustments| FRONT: INFO N/A| BACK: INFO N/A  
 OEM wire harness must be cut and extended under seat.  
 ★NOT AVAILABLE for 2007 model with seatbelt integrated into the seat  
 ◆HD models sit 4 inches higher. Estimated transfer height 23 inches from the ground.

2007-2014 Escalade / Suburban / Tahoe / Yukon - All models| FRONT PASSENGER

LK-SILC07R

Seat height: 3/4" higher than OEM (at lowest point on adjustable seat)  
 OEM shrouds must be trimmed.  
 Higher trim levels may cause loss of some seat features.  
 Vented seat base fan removed from seat.

◆\*Transfer height: 19" or 23" | Average install: 6-8 hrs.  
 Seat adjustments| FRONT: INFO N/A| BACK: INFO N/A  
 OEM wire harness must be cut and extended under seat.  
 ★NOT AVAILABLE for 2007 model with seatbelt integrated into the seat  
 ◆HD models sit 4 inches higher. Estimated transfer height 23 inches from the ground.

2015-2020 Escalade / Suburban / Tahoe / Yukon - All models| DRIVER

LK-SILC14L

Seat height: OEM  
 OEM shrouds must be trimmed.  
 Vented seatback retained.  
 Lower B pillar shroud needs to be cut| STENCIL PROVIDED.  
 If equipped with TV/DVD in seatback, UNIT NO LONGER FUNCTIONAL

\*Transfer height: 20" | Average install: 7-9 hrs.  
 Seat adjustments| FRONT: INFO N/A| BACK: OEM (7 inches of travel)  
 OEM wire harness must be cut and extended under seat.  
 Vented seat base fan removed from seat.  
 Higher trim levels may cause loss of some seat features.

2015-2020 Escalade / Suburban / Tahoe / Yukon - All models| FRONT PASSENGER

LK-SILC14R

Seat height: OEM  
 OEM shrouds must be trimmed.  
 Vented seatback retained.  
 Higher trim levels may cause loss of some seat features.

\*Transfer height: 20" | Average install: 7-9 hrs.  
 Seat adjustments| FRONT: INFO N/A| BACK: OEM (7 inches of travel)  
 OEM wire harness must be cut and extended under seat.  
 Vented seat base fan removed from seat.  
 If equipped with TV/DVD in seatback, UNIT NO LONGER FUNCTIONAL

\*ESTIMATED height and installation time in base model. Install times as reference only and apply to seasoned installers.

THE FIRST INSTALLATIONS will likely take a few additional hours. **Please schedule accordingly.**

**HIGHER TRIM LEVELS REQUIRE ADDITIONAL INSTALLATION TIME.**

**If equipped with TV/DVD in seatback, UNIT NO LONGER FUNCTIONAL**

ADAPT SOLUTIONS

BACK

04-2024





## 2021- 2024 Escalade / Suburban / Tahoe / Yukon - All models| DRIVER

## LK-SILC19L

Seat height: 2 ¼" higher than OEM lowest (3" adjustable seat)  
OEM shrouds must be trimmed.

Higher trim levels may cause loss of some seat features.

- ➔ Please specify if 12/16-way seat (power thigh) | additional parts supplied.
- Extensive wire harness work required on fully equipped models. (Add time)

\*Transfer height: 21" | Average install: 6-8 hrs.

Seat adjustments| FRONT: 2 ¼" less than OEM | BACK: ¾" less than OEM  
OEM wire harness must be cut and extended under seat.

- ➔ Please specify if equipped with seat memory. (add. parts & time)
- ➔ Please specify if equipped with vented seat. (add. parts & time)
- If equipped with TV/ DVD in seatback, UNIT NO LONGER FUNCTIONAL
- PLEASE NOTE: Sunroof diminishes headroom (Approx. 2 inches)

## 2021- 2024 Escalade / Suburban / Tahoe / Yukon - All models| FRONT PASSENGER

## LK-SILC19R

Seat height: 2 ¼" higher than OEM lowest (3" adjustable seat)  
OEM shrouds must be trimmed.

Higher trim levels may cause loss of some seat features.

- ➔ Please specify if 12/16-way seat (power thigh) | additional parts supplied.
- Extensive wire harness work required on fully equipped models. (Add time)

\*Transfer height: 21" | Average install: 6-8 hrs.

Seat adjustments| FRONT: 2 ¼" less than OEM | BACK: ¾" less than OEM  
OEM wire harness must be cut and extended under seat.

- ➔ Please specify if equipped with vented seat. (add. parts & time)
- If equipped with TV/ DVD in seatback, UNIT NO LONGER FUNCTIONAL
- PLEASE NOTE: Sunroof diminishes headroom (Approx. 2 inches)

## 2008-2016 Acadia| FRONT PASSENGER

## LK-TRV08R

Seat height: INFO N/A

OEM shrouds must be trimmed.

Vehicle battery access available| Installation does not block access.  
GMC Acadia Limited 2017 (Built on 2016 body style)

\*Transfer height: 19" | Average install: 6-8 hrs.

Seat adjustments| FRONT: INFO N/A | BACK: INFO N/A

OEM wire harness must be cut and extended under seat.  
Seat support spring (OEM) must be cut| OEM reconfiguration not affected

## 2017-2024 Acadia / 2020-2022 Cadillac XT6 | DRIVER

## LK-ACA17L

Seat height: 2 ½" higher than OEM lowest (3" adjustable seat)  
OEM shrouds must be trimmed.

Lower B pillar shroud must be cut| STENCIL PROVIDED

- ➔ Please specify if POWER SEAT.
- ★ Adapt Solutions' signature TALL programming NOT AVAILABLE.
- Door must be shimmed| SHIM PROVIDED
- ★ NOT AVAILABLE for 2017 ACADIA LIMITED MODEL.

\*Transfer height: 19" | Average install: 6-8 hrs.

Seat adjustments| FRONT: ¾" less than OEM | BACK: 1" less than OEM  
Vented seat base fan removed from seat.

- OEM wire harness must be cut and extended under seat.
- Seat leans towards rear of vehicle once outside. ANGLE: 5 degrees.
- Seat offset 1" to the left of the steering.
- If equipped with manual seats, recline handle is replaced| PROVIDED

## 2017-2024 Acadia / 2020-2022 Cadillac XT6| FRONT PASSENGER

## LK-ACA17R

Seat height: 2 ½" higher than OEM lowest (3" adjustable seat)  
2017 GMC Acadia Limited model use 2016 Acadia KIT

- ★ Adapt Solutions' signature TALL programming NOT AVAILABLE.
- ➔ Please specify if POWER SEAT.

\*Transfer height: 19" | Average install: 6-8 hrs.

Seat adjustments| FRONT: ¾" less than OEM | BACK: 1" less than OEM  
OEM wire harness must be cut and extended under seat.

- Vented seat base fan removed from seat.
- Seat leans towards rear of vehicle once outside. ANGLE: 5 degrees.

## 2019-2024 Blazer| DRIVER

## LK-BLZ19L

Seat height: 2 ½" higher than OEM lowest (3" adjustable seat)  
OEM shrouds must be trimmed.

Lower B pillar shroud must be cut| STENCIL PROVIDED

- ➔ Please specify if POWER SEAT.
- ★ Adapt Solutions' signature TALL programming NOT AVAILABLE.
- Door must be shimmed| SHIM PROVIDED
- ★ NOT AVAILABLE for ELECTRIC MODEL (BLAZER EV)

\*Transfer height: 19" | Average install: 6-8 hrs.

Seat adjustments| FRONT: ¾" less than OEM | BACK: 1" less than OEM  
➔ Please specify if equipped with vented seat. (Add. parts & time)

- OEM wire harness must be cut and extended under seat.
- Seat leans towards rear of vehicle once outside. ANGLE: 5 degrees.
- Seat offset 1" to the left of the steering.
- If equipped with manual seats, recline handle is replaced| PROVIDED

## 2019-2024 Blazer| FRONT PASSENGER

## LK-BLZ19R

Seat height: 2 ½" higher than OEM lowest (3" adjustable seat)  
OEM shrouds must be trimmed.

➔ Please specify if POWER SEAT.

- ★ Adapt Solutions' signature TALL programming NOT AVAILABLE.
- ★ NOT AVAILABLE for ELECTRIC MODEL (BLAZER EV)

\*Transfer height: 19" | Average install: 6-8 hrs.

Seat adjustments| FRONT: ¾" less than OEM | BACK: 1" less than OEM  
➔ Please specify if equipped with vented seat. (Add. parts & time)

- OEM wire harness must be cut and extended under seat.
- Seat leans towards rear of vehicle once outside. ANGLE: 5 degrees.

\*ESTIMATED height and installation time in base model. Install times as reference only and apply to seasoned installers.

THE FIRST INSTALLATIONS will likely take a few additional hours. **Please schedule accordingly.**

**HIGHER TRIM LEVELS REQUIRE ADDITIONAL INSTALLATION TIME.**

**If equipped with TV/DVD in seatback, UNIT NO LONGER FUNCTIONAL**

ADAPT SOLUTIONS

BACK

04-2024



2008-2017	Enclave   FRONT PASSENGER	LK-TRV08R Seat height: INFO N/A OEM shrouds must be trimmed. Vehicle battery access available   Installation does not block access.	* Transfer height: 19"   Average install: 6-8 hrs. Seat adjustments   FRONT: INFO N/A   BACK: INFO N/A OEM wire harness must be cut and extended under seat. Seat support spring (OEM) must be cut   OEM reconfiguration not affected
2008-2017	Traverse   FRONT PASSENGER	LK-TRV08R Seat height: INFO N/A OEM shrouds must be trimmed. Vehicle battery access available   Installation does not block access.	* Transfer height: 19"   Average install: 6-8 hrs. Seat adjustments   FRONT: INFO N/A   BACK: INFO N/A OEM wire harness must be cut and extended under seat. Seat support spring (OEM) must be cut   OEM reconfiguration not affected
2018-2024	Enclave   DRIVER	LK-TRV18L Seat height: 3" higher than OEM lowest (3" adjustable seat) OEM shrouds must be trimmed. Lower B pillar shroud needs to be cut   STENCIL PROVIDED. ➔ Please specify if equipped with vented seat. (add. parts & time)	* Transfer height: 19"   Average install: 10-14 hrs. Seat adjustments   FRONT: 1/4" less than OEM   BACK: 1/2" more than OEM OEM wire harness must be cut and extended under seat. Adapt Solutions' signature TALL programming NOT AVAILABLE ★ ONLY AVAILABLE for model with POWER SEATS.
2018-2023	Traverse   DRIVER	LK-TRV18L Seat height: 3" higher than OEM lowest (3" adjustable seat) OEM shrouds must be trimmed. Lower B pillar shroud needs to be cut   STENCIL PROVIDED. ➔ Please specify if equipped with vented seat. (add. parts & time)	* Transfer height: 19"   Average install: 10-14 hrs. Seat adjustments   FRONT: 1/4" less than OEM   BACK: 1/2" more than OEM OEM wire harness must be cut and extended under seat. Adapt Solutions' signature TALL programming NOT AVAILABLE ★ ONLY AVAILABLE for model with POWER SEATS.
2018-2024	Enclave   FRONT PASSENGER	LK-TRV18R Seat height: 3" higher than OEM lowest (3" adjustable seat) OEM shrouds must be trimmed. ➔ Please specify if equipped with vented seat. (add. parts & time)	* Transfer height: 19"   Average install: 10-14 hrs. Seat adjustments   FRONT: 1/4" less than OEM   BACK: 1/2" more than OEM OEM wire harness must be cut and extended under seat. Adapt Solutions' signature TALL programming NOT AVAILABLE
2018-2023	Traverse   FRONT PASSENGER	LK-TRV18R Seat height: 3" higher than OEM lowest (3" adjustable seat) OEM shrouds must be trimmed. ➔ Please specify if equipped with vented seat. (add. parts & time)	* Transfer height: 19"   Average install: 10-14 hrs. Seat adjustments   FRONT: 1/4" less than OEM   BACK: 1/2" more than OEM OEM wire harness must be cut and extended under seat. Adapt Solutions' signature TALL programming NOT AVAILABLE
2018-2024	Enclave   2 <sup>nd</sup> ROW LEFT (driver side)	LK-TRV18CL Seat height: OEM ★ NOT AVAILABLE for 8 passenger model. ➔ Please specify if equipped with heated seat. (add. parts & time)	* Transfer height: 19"   Average install: 4-6 hrs. Seat adjustments   FRONT: 2 1/2" more than OEM   BACK: 1" more than OEM Seatback recline no longer adjustable   Remains completely upright. Seatback flat folding feature cancelled   Cannot be folded.
2018-2023	Traverse   2 <sup>nd</sup> ROW LEFT (driver side)	LK-TRV18CL Seat height: OEM ★ NOT AVAILABLE for 8 passenger model. ➔ Please specify if equipped with heated seat. (add. parts & time)	* Transfer height: 19"   Average install: 4-6 hrs. Seat adjustments   FRONT: 2 1/2" more than OEM   BACK: 1" more than OEM Seatback recline no longer adjustable   Remains completely upright. Seatback flat folding feature cancelled   Cannot be folded.
2018-2024	Enclave   2 <sup>nd</sup> ROW RIGHT (passenger side)	LK-TRV18CR Seat height: OEM Seatback recline no longer adjustable   Remains completely upright. Seatback flat folding feature cancelled   Cannot be folded. ➔ Please specify if equipped with heated seat. (add. parts & time)	* Transfer height: 19"   Average install: 4-6 hrs. Seat adjustments   FRONT: 2 1/2" more than OEM   BACK: 1" more than OEM 'Smart Side®' quick access to 3 <sup>rd</sup> row feature no longer functional. ★ NOT AVAILABLE for 8 passenger model.
2018-2023	Traverse   2 <sup>nd</sup> ROW RIGHT (passenger side)	LK-TRV18CR Seat height: OEM Seatback recline no longer adjustable   Remains completely upright. Seatback flat folding feature cancelled   Cannot be folded. ➔ Please specify if equipped with heated seat. (add. parts & time)	* Transfer height: 19"   Average install: 4-6 hrs. Seat adjustments   FRONT: 2 1/2" more than OEM   BACK: 1" more than OEM 'Smart Side®' quick access to 3 <sup>rd</sup> row feature no longer functional. ★ NOT AVAILABLE for 8 passenger model.

\*ESTIMATED height and installation time in base model. Install times as reference only and apply to seasoned installers.

THE FIRST INSTALLATIONS will likely take a few additional hours. **Please schedule accordingly.**

**HIGHER TRIM LEVELS REQUIRE ADDITIONAL INSTALLATION TIME.**

**If equipped with TV/DVD in seatback, UNIT NO LONGER FUNCTIONAL**

ADAPT SOLUTIONS

BACK

04-2024



## 2010-2017 Terrain / Equinox | FRONT PASSENGER

## LK-TER10R

Seat height: OEM  
 OEM shrouds must be trimmed.  
 Outer seat shroud removed and replaced | PROVIDED.  
 ★ Adapt Solutions' signature TALL programming **NOT AVAILABLE**.

\* Transfer height: 19" | Average install: 5-7 hrs.  
 Seat adjustments | FRONT: OEM | BACK: 1" less than OEM  
**OEM wire harness must be cut and extended under seat.**  
 Seat recline handle removed and replaced | PROVIDED.

## 2018-2024 Terrain / Equinox | DRIVER

## LK-TER18L

Seat height: 2 ¼" higher than OEM lowest (3" adjustable seat)  
 OEM shrouds must be trimmed.  
 Lower B pillar shroud must be cut.

\* Transfer height: 19" | Average install: 6-8 hrs.  
 Seat adjustments | FRONT: OEM | BACK: ½" less than OEM  
**OEM wire harness must be cut and extended under seat.**  
**Seat leans towards rear of vehicle once outside. ANGLE: 5 degrees.**

## 2018-2024 Terrain / Equinox | FRONT PASSENGER

## LK-TER18R

Seat height: 2" higher than OEM lowest (3" adjustable seat)  
 OEM shrouds must be trimmed.  
 ★ Adapt Solutions' signature TALL programming **NOT AVAILABLE**.  
 ⇨ Please specify if **POWER SEAT**.

\* Transfer height: 19" | Average install: 6-8 hrs.  
 Seat adjustments | FRONT: ½" more than OEM | BACK: 1" less than OEM  
**OEM wire harness must be cut and extended under seat.**  
**Seat leans towards rear of vehicle once outside. ANGLE: 5 degrees.**  
 ⇨ Please specify if equipped with vented seat. (add. parts & time)

2018-2024 Odyssey | 2<sup>nd</sup> ROW LEFT (driver side)

## LK-HDA18CL

Seat height: 1 inch higher than OEM  
 Jump seat in 8 passenger model is retained.

**CAUTION:** Window of mid-row door must always be closed for LINK Operation. If open, door will not fully open. **DANGER OF VEHICLE DAMAGE**

\* Transfer height: 19" | Average install: 4-6 hrs.  
 Seat adjustments | FRONT: 2 ¼" more than OEM | BACK: ¾" more than OEM  
 ⇨ Please specify if 7 or 8 passengers.

Option available : Additional Seat Security Anchor Kit

2018-2024 Odyssey | 2<sup>nd</sup> ROW RIGHT (passenger side)

## LK-HDA18CR

Seat height: 1 inch higher than OEM  
 Jump seat in 8 passenger model is retained.

**CAUTION:** Window of mid-row door must always be closed for LINK Operation. If open, door will not fully open. **DANGER OF VEHICLE DAMAGE**

\* Transfer height: 19"  
 Seat adjustments | FRONT: 2 ¼" more than OEM | BACK: ¾" more than OEM  
 ⇨ Please specify if 7 or 8 passengers.

Option available : Additional Seat Security Anchor Kit



## 2020-2024 Palisade | DRIVER

## LK-PAL20L

Seat height: 1 ¾" lower than OEM highest | 3/8" higher than OEM lowest  
 OEM shrouds must be trimmed | STENCIL PROVIDED  
 Lower B pillar shroud needs to be cut | STENCIL PROVIDED.  
 Door must be shimmed | SHIM PROVIDED  
 If your seat is equipped with extendable thigh support, feature is cancelled

\* Transfer height: 19" | Average install: 10-12 hrs.  
 Seat adjustments | FRONT: 1 ¾" less than OEM | BACK: 1 ¾" more than OEM  
**OEM wire harness must be cut and extended under seat.**  
 If your seat is equipped with ventilation, feature is cancelled  
**Seat leans towards rear of vehicle once outside. ANGLE: 5 degrees**  
 ★ **NOT AVAILABLE FOR MODELS WITH MANUAL SEAT**

## 2020-2024 Palisade | FRONT PASSENGER

## LK-PAL20R

Seat height: 2 1/8" lower than OEM highest | 3/8" higher than OEM lowest  
 OEM shrouds must be trimmed | STENCIL PROVIDED  
 Door must be shimmed | SHIM PROVIDED  
 If your seat is equipped with ventilation, feature is cancelled

\* Transfer height: 19" | Average install: 10-12 hrs.  
 Seat adjustments | FRONT: 1 ¾" less than OEM | BACK: 1 ¾" more than OEM  
**OEM wire harness must be cut and extended under seat.**  
**Seat leans towards rear of vehicle once outside. ANGLE: 5 degrees**  
 ★ **NOT AVAILABLE FOR MODELS WITH MANUAL SEAT**



## 2022-2024 Ariya | DRIVER

## LK-ARY22L

Seat height: 2 1/8" lower than OEM highest | 7/8" higher than OEM lowest  
 OEM shrouds must be trimmed | STENCIL PROVIDED  
 Lower B pillar shroud needs to be cut | STENCIL PROVIDED.  
 Door must be shimmed | SHIM PROVIDED

\* Transfer height: 19" | Average install: 10-12 hrs.  
 Seat adjustments | FRONT: 2" less than OEM | BACK: 3 1/4" more than OEM  
**OEM wire harness must be cut and extended under seat.**  
**Seat leans towards rear of vehicle once outside. ANGLE: 4.5 degrees**  
**Fabric flap behind the seat has to be cut & modified**  
 ★ Adapt Solutions' signature TALL programming **NOT AVAILABLE**.

## 2022-2024 Ariya | FRONT PASSENGER

## LK-ARY22R

Seat height: 2 1/8" lower than OEM highest | 7/8" higher than OEM lowest  
 OEM shrouds must be trimmed | STENCIL PROVIDED  
 Lower B pillar shroud needs to be cut | STENCIL PROVIDED.  
 Door must be shimmed | SHIM PROVIDED

\* Transfer height: 19" | Average install: 10-12 hrs.  
 Seat adjustments | FRONT: 2 3/4" less than OEM | BACK: 4" more than OEM  
**OEM wire harness must be cut and extended under seat.**  
**Fabric flap behind the seat has to be cut & modified**  
 ★ **NOT AVAILABLE FOR MODELS WITH POWER SEAT**

\*ESTIMATED height and installation time in base model. Install times as reference only and apply to seasoned installers.

THE FIRST INSTALLATIONS will likely take a few additional hours. **Please schedule accordingly.**

**HIGHER TRIM LEVELS REQUIRE ADDITIONAL INSTALLATION TIME.**

**If equipped with TV/DVD in seatback, UNIT NO LONGER FUNCTIONAL**

ADAPT SOLUTIONS

BACK

04-2024



2006-2014	Sedona   2 <sup>nd</sup> ROW LEFT (driver side)	♦♦not available for SHORT WHEELBASE
LK-KIA06CL	Seat height: ½ inch higher than OEM OEM shrouds must be trimmed.	*Transfer height: 19"   Average install: 4-6 hrs. Seat adjustments  FRONT: 1 ½ more than OEM  BACK: 1" more than OEM ★MUST BE A LONG WHEELBASE – NOT AVAILABLE FOR SHORT WHEELBASE
2006-2014	Sedona   2 <sup>nd</sup> ROW RIGHT (passenger side)	♦♦not available for SHORT WHEELBASE
LK-KIA06CR	Seat height: ½ inch higher than OEM OEM shrouds must be trimmed.	*Transfer height: 19"   Average install: 4-6 hrs. Seat adjustments  FRONT: 1 ½ more than OEM  BACK: 1" more than OEM ★MUST BE A LONG WHEELBASE – NOT AVAILABLE FOR SHORT WHEELBASE
2015-2021	Sedona   FRONT PASSENGER	
LK-KIA16R	Seat height: OEM (adjustable seat = 3" of travel – sits 1" higher than lowest) OEM shrouds must be trimmed. Lower B pillar shroud needs to be cut  STENCIL PROVIDED. ➔ Please specify if POWER SEATS additional parts supplied.	*Transfer height: 19"   Average install: 6-8 hrs. Seat adjustments  FRONT: ¾" less than OEM   BACK: 1¼" more than OEM OEM wire harness must be cut and extended under seat. Higher trim levels may cause loss of some seat features. Vented seat base fan removed from seat.
2015-2021	Sedona   2 <sup>nd</sup> ROW LEFT (driver side)	
LK-KIA16CL	Seat height: OEM OEM shrouds must be trimmed. ★NOT AVAILABLE FOR MODELS WITH OEM FOOTREST  Discontinued in Canada 2019-2020 model.	*Transfer height: 19"   Average install: 7-9 hrs. Seat adjustments  FRONT: 1½" more than OEM   BACK: OEM ➔ Please specify if equipped with heated seats. (Add. parts & time)
2015-2021	Sedona   2 <sup>nd</sup> ROW RIGHT (passenger side)	
LK-KIA16CR	Seat height: OEM OEM shrouds must be trimmed. ➔ Please specify if equipped with OEM footrest   LK-KIA16CFR (Footrest removed)	*Transfer height: 19"   Average install: 7-9 hrs. Seat adjustments  FRONT: 1½" more than OEM   BACK: OEM ➔ Please specify if equipped with heated seats. (Add. parts & time)
2022-2024	Carnival   DRIVER	
LK-KIA22L	Seat height: 1 ¾" lower than OEM highest  1 ¼" higher than OEM lowest B pillar shroud needs to be cut   STENCIL PROVIDED OEM seat trim must be modified   STENCIL PROVIDED ★NOT AVAILABLE FOR MODELS WITH MANUAL SEAT. ★Adapt Solutions' signature TALL programing NOT AVAILABLE	*Transfer height: 19"   Average install: 10-12 hrs. Seat adjustments  FRONT: ¼" less than OEM  BACK: ¾" more than OEM OEM wire harness must be cut and extended under seat. Floor mat behind the LINK has to be removed or modified Fabric flap behind the seat has to be cut & modified Vented seat base fan removed from seat.
2022-2024	Carnival   FRONT PASSENGER	
LK-KIA22R	Seat height: 1 7/8" higher than OEM highest  1 1/8" higher than OEM lowest OEM seat trim must be modified   STENCIL PROVIDED Control box needs to be relocated. Custom tool provided for access to spare wheel under LINK. ➔ Please specify if POWER SEATS different install manual supplied.	*Transfer height: 19"   Average install: 10-12 hrs. Seat adjustments  FRONT: 1 7/8" less than OEM  BACK: 1 3/8" more than OEM OEM wire harness must be cut and extended under seat. Occupant sensor plug must be extended directly from the floor Floor mat behind the LINK has to be removed or modified Fabric flap behind the seat has to be cut & modified Vented seat base fan removed from seat.
2022-2024	Carnival   2 <sup>nd</sup> ROW LEFT (driver side)	
LK-KIA22CL	Seat height: 9/16" higher than OEM highest  9/16" higher than OEM lowest OEM seat trim must be modified   STENCIL PROVIDED	*Transfer height: 18 1/4"   Average install: 6-8 hrs. Seat adjustments  FRONT: 1 7/8" less than OEM   BACK: 1" less than OEM ★NOT AVAILABLE IF EQUIPPED WITH POWER SEAT Rear foam of the seat cushion must be modified
2022-2024	Carnival   2 <sup>nd</sup> ROW RIGHT (passenger side)	
LK-KIA22CR	Seat height: 9/16" higher than OEM highest  9/16" higher than OEM lowest OEM seat trim must be modified   STENCIL PROVIDED	*Transfer height: 18 1/4"   Average install: 6-8 hrs. Seat adjustments  FRONT: 1 7/8" less than OEM   BACK: 1" less than OEM ★NOT AVAILABLE IF EQUIPPED WITH POWER SEAT Rear foam of the seat cushion must be modified
2020-2024	Telluride   DRIVER	
LK-PAL20L	Seat height: 1 ¾" lower than OEM highest  3/8" higher than OEM lowest OEM shrouds must be trimmed   STENCIL PROVIDED Lower B pillar shroud needs to be cut  STENCIL PROVIDED. Door must be shimmed  SHIM PROVIDED If your seat is equipped with extendable thigh support, feature is cancelled	*Transfer height: 19"   Average install: 10-12 hrs. Seat adjustments  FRONT: 1 3/4" less than OEM  BACK: 1 3/4" more than OEM OEM wire harness must be cut and extended under seat. If your seat is equipped with ventilation, feature is cancelled Seat leans towards rear of vehicle once outside. ANGLE: 5 degrees ★NOT AVAILABLE FOR MODELS WITH MANUAL SEAT
2020-2024	Telluride   FRONT PASSENGER	
LK-PAL20R	Seat height: 2 1/8" lower than OEM highest  3/8" higher than OEM lowest OEM shrouds must be trimmed   STENCIL PROVIDED Door must be shimmed  SHIM PROVIDED If your seat is equipped with ventilation, feature is cancelled	*Transfer height: 19"   Average install: 10-12 hrs. Seat adjustments  FRONT: 1 3/4" less than OEM  BACK: 1 3/4" more than OEM OEM wire harness must be cut and extended under seat. Seat leans towards rear of vehicle once outside. ANGLE: 5 degrees ★NOT AVAILABLE FOR MODELS WITH MANUAL SEAT

\*ESTIMATED height and installation time in base model. Install times as reference only and apply to seasoned installers.

THE FIRST INSTALLATIONS will likely take a few additional hours. **Please schedule accordingly.**

**HIGHER TRIM LEVELS REQUIRE ADDITIONAL INSTALLATION TIME.**

**If equipped with TV/DVD in seatback, UNIT NO LONGER FUNCTIONAL**

ADAPT SOLUTIONS

BACK

04-2024



2011-2020	Senna   DRIVER	LK-TOY11L Seat height: OEM (Manual seat)   1" lower than OEM top (adjustable seat) OEM shrouds must be trimmed. Lower B pillar shroud needs to be cut  STENCIL PROVIDED. ➔ Please specify if POWER SEATS  additional parts supplied. ➔ Please specify if ALL WHEEL DRIVE  additional parts supplied.	* Transfer height: 19"   Average install: 6-8 hrs. Seat adjustments  FRONT: 3.5" less than OEM  BACK: OEM OEM wire harness must be cut and extended under seat. Armrest must be modified  Retained. Action required for use. ➔ Please specify if ADJUSTABLE ARMREST WITH BUTTON. PLEASE SEE ADDITIONAL SPECIFICATION SHEET. (BATTERY)
2011-2020	Senna   FRONT PASSENGER	LK-TOY11R Seat height: OEM (Manual seat)   1" lower than OEM top (adjustable seat) OEM shrouds must be trimmed. ➔ Please specify if POWER SEATS  additional parts supplied. ➔ Please specify if JBL SOUND SYSTEM  additional parts supplied.	* Transfer height: 19"   Average install: 6-8 hrs. Seat adjustments  FRONT: 3.5" less than OEM  BACK: OEM OEM wire harness must be cut and extended under seat. ➔ Please specify if ALL WHEEL DRIVE  additional parts supplied. PLEASE SEE ADDITIONAL SPECIFICATION SHEET. (BATTERY)
2011-2020	Senna   2 <sup>nd</sup> ROW LEFT (driver side)	LK-TOY11CL Seat height: OEM OEM shrouds must be replaced  PROVIDED. PLEASE SEE ADDITIONAL SPECIFICATION SHEET. (BATTERY) ➔ Please specify if equipped with OEM footrest  LK-TOY11CFL Footrest removed	* Transfer height: 19"   Average install: 7-9 hrs. Seat adjustments  FRONT: 5 1/4" less than OEM  BACK: OEM (9" travel) Gas tank must be partially lowered to access floor adaptor bolts. ★ NOT AVAILABLE FOR 8 PASSENGER SIENNA (60/40 SPLIT)
2011-2020	Senna   2 <sup>nd</sup> ROW RIGHT (passenger side)	LK-TOY11CR Seat height: OEM OEM shrouds must be replaced  PROVIDED. ➔ Please specify if equipped with OEM footrest  LK-TOY11CFL Footrest removed	* Transfer height: 19"   Average install: 6-8 hrs. Seat adjustments  FRONT: 5 1/4" less than OEM  BACK: OEM (9" travel) PLEASE SEE ADDITIONAL SPECIFICATION SHEET. (BATTERY)
2021-2024	Senna   DRIVER	LK-TOY21L Seat height: OEM OEM shrouds must be trimmed. Lower B pillar shroud needs to be cut  STENCIL PROVIDED. ➔ Please specify if POWER SEATS  additional parts supplied. (Black trims will be supplied for all interiors)	* Transfer height: 19"   Average install: 6-8 hrs. Seat adjustments  FRONT: 3" less than OEM  BACK: 2 1/2" more than OEM OEM wire harness must be cut and extended under seat. ★ Fan removed from seat and seatback. ★ Adapt Solutions' signature TALL programing NOT AVAILABLE ➔ Please specify if SEAT is equipped with LUMBAR SUPPORT.
LIMITED SPACE TIGHT APPLICATION. Watch video for details. <a href="#">Click here</a>			
2021-2024	Senna   FRONT PASSENGER	LK-TOY21R Seat height: OEM OEM shrouds must be trimmed. Lower B pillar shroud needs to be cut  STENCIL PROVIDED. ➔ Please specify if POWER SEATS  additional parts supplied. (Black trims will be supplied for all interiors)	* Transfer height: 19"   Average install: 6-8 hrs. Seat adjustments  FRONT: 3.5" less than OEM  BACK: OEM OEM wire harness must be cut and extended under seat. ★ Fan removed from seat and seatback. ★ Adapt Solutions' signature TALL programing NOT AVAILABLE
2021-2024	Senna   2 <sup>nd</sup> ROW LEFT (driver side)	LK-TOY21C7L Seat height: 5/16" higher than OEM OEM wire harness must be cut and extended under seat. (Black trims will be supplied for all interiors)	* Transfer height: 19"   Average install: 6-8 hrs. Seat adjustments  FRONT: 7/8" more than OEM  BACK: 3 1/4" less than OEM. ★ NOT CURRENTLY AVAILABLE FOR MODEL WITH OEM FOOTREST. ★ NOT AVAILABLE FOR 8 PASSENGERS
2021-2024	Senna   2 <sup>nd</sup> ROW RIGHT (passenger side)	LK-TOY21C7R Seat height: 5/16" higher than OEM OEM wire harness must be cut and extended under seat. ★ NOT CURRENTLY AVAILABLE FOR MODEL WITH OEM FOOTREST. (Black trims will be supplied for all interiors)	* Transfer height: 19"   Average install: 6-8 hrs. Seat adjustments  FRONT: 7/8" more than OEM  BACK: 3 1/4" less than OEM. ➔ Please specify if 8 passengers  LK-TOY21C8R.
2005-2023	Tacoma Access Cab – Suicide door   FRONT PASSENGER	LK-TACD05R Seat height: 1" higher than OEM OEM shrouds must be trimmed. ★ Adapt Solutions' signature TALL programing NOT AVAILABLE	* Transfer height: 19"   Average install: 4-6 hrs. Seat adjustments  FRONT: 1/2" less than OEM  BACK: 1" less than OEM OEM wire harness must be cut and extended under seat.
2005-2023	Tacoma Double Cab – 4 door   FRONT PASSENGER	LK-TACD05R Seat height: 1" higher than OEM OEM shrouds must be trimmed. ★ Adapt Solutions' signature TALL programing NOT AVAILABLE	* Transfer height: 19"   Average install: 4-6 hrs. Seat adjustments  FRONT: 1/2" less than OEM  BACK: 1" less than OEM OEM wire harness must be cut and extended under seat.

\*ESTIMATED height and installation time in base model. Install times as reference only and apply to seasoned installers.

THE FIRST INSTALLATIONS will likely take a few additional hours. **Please schedule accordingly.**

**HIGHER TRIM LEVELS REQUIRE ADDITIONAL INSTALLATION TIME.**

**If equipped with TV/DVD in seatback, UNIT NO LONGER FUNCTIONAL**

ADAPT SOLUTIONS

BACK

04-2024



2014-2021	Tundra Double Cab - 4 door (2 smaller)   DRIVER	<p>LK-TUN14L</p> <p>Seat height: OEM (Manual seat)   1" higher than OEM lowest(adjustable seat)            OEM shrouds must be trimmed.            Lower B pillar shroud needs to be cut  STENCIL PROVIDED.            ➔ Please specify if 12 way seat (power thigh)   additional parts supplied.</p>	<p>*Transfer height: 21"   Average install: 6-8 hrs.</p> <p>Seat adjustments  FRONT: 1" less than OEM  BACK: OEM  <b>OEM wire harness must be cut and extended under seat.</b>            Vented seat base fan retained.  <b>Higher trim levels may cause loss of some seat features.</b></p>
2014-2021	Tundra Double Cab - 4 door (2 smaller)   FRONT PASSENGER	<p>LK-TUN14R</p> <p>Seat height: OEM (Manual seat)   1" higher than OEM lowest(adjustable seat)            OEM shrouds must be trimmed.  <b>Higher trim levels may cause loss of some seat features.</b></p>	<p>*Transfer height: 21"   Average install: 6-8 hrs.</p> <p>Seat adjustments  FRONT: 1" less than OEM  BACK: OEM  <b>OEM wire harness must be cut and extended under seat.</b>            Vented seat base fan removed from seat. (In LIMITED &amp; 1794)</p>
2014-2021	Tundra Crew Max – 4 door   DRIVER	<p>LK-TUN14L</p> <p>Seat height: OEM (Manual seat)   1" higher than OEM lowest(adjustable seat)            OEM shrouds must be trimmed.            Lower B pillar shroud needs to be cut  STENCIL PROVIDED.            ➔ Please specify if 12 way seat (power thigh)   additional parts supplied.</p>	<p>*Transfer height: 21"   Average install: 6-8 hrs.</p> <p>Seat adjustments  FRONT: 1" less than OEM  BACK: OEM  <b>OEM wire harness must be cut and extended under seat.</b>            Vented seat base fan retained.  <b>Higher trim levels may cause loss of some seat features.</b></p>
2014-2021	Tundra Crew Max – 4 door   FRONT PASSENGER	<p>LK-TUN14R</p> <p>Seat height: OEM (Manual seat)   1" higher than OEM lowest(adjustable seat)            OEM shrouds must be trimmed.  <b>Higher trim levels may cause loss of some seat features.</b></p>	<p>*Transfer height: 21"   Average install: 6-8 hrs.</p> <p>Seat adjustments  FRONT: 1" less than OEM  BACK: OEM  <b>OEM wire harness must be cut and extended under seat.</b>            Vented seat base fan removed from seat. (In LIMITED &amp; 1794)</p>
2022-2024	Tundra Crew Max – 4 door   DRIVER	<p>LK-TUN22L</p> <p>Seat height: 2" higher than OEM lowest(adjustable seat)            OEM shrouds must be trimmed.            Door must be shimmed  SHIM PROVIDED            Control box needs to be relocated.            Lower B pillar shroud needs to be cut  STENCIL PROVIDED.            ➔ Please specify if equipped with OEM footrest</p>	<p>*Transfer height: 21 1/2"   Average install: 8-10 hrs.</p> <p>Seat adjustments  FRONT: 1/2" less than OEM  BACK: OEM  <b>OEM wire harness must be cut and extended under seat.</b>  <b>Fabric flap behind the seat has to be cut &amp; modified</b>            Ventilated seat removed  <b>★ ONLY AVAILABLE FOR POWER SEATS.</b></p>
2022-2024	Tundra Crew Max – 4 door   FRONT PASSENGER	<p>LK-TUN22R</p> <p>Seat height: 2" higher than OEM lowest(adjustable seat)            OEM shrouds must be trimmed.            Door must be shimmed  SHIM PROVIDED            Control box needs to be relocated.            Lower B pillar shroud needs to be cut  STENCIL PROVIDED</p>	<p>*Transfer height: 21 1/2"   Average install: 8-10 hrs.</p> <p>Seat adjustments  FRONT: 1/2" less than OEM  BACK: OEM  <b>OEM wire harness must be cut and extended under seat.</b>  <b>Fabric flap behind the seat has to be cut &amp; modified</b>            Ventilated seat removed  <b>★ ONLY AVAILABLE FOR POWER SEATS.</b></p>
2013-2018	Rav 4   FRONT PASSENGER	<p>LK-RAV13R</p> <p>Seat height: 1/2" higher than OEM            OEM shrouds must be trimmed.            ➔ Please specify if POWER SEATS   additional parts supplied.</p>	<p>*Transfer height: 19"   Average install: 6-8 hrs.</p> <p>Seat adjustments  FRONT: 3 1/4" less than OEM  BACK: 2 1/4" more than OEM  <b>OEM wire harness must be cut and extended under seat.</b></p>
2019-2024	Rav 4   FRONT PASSENGER	<p>LK-RAV19R</p> <p>Seat height: 1/2" higher than OEM            OEM shrouds must be trimmed.            Door must be shimmed  SHIM PROVIDED  <b>★ Adapt Solutions' signature TALL programing NOT AVAILABLE</b>            Compatible with HYBRID model.</p>	<p>*Transfer height: 19"   Average install: 6-8 hrs.</p> <p>Seat adjustments  FRONT: 1/2" less than OEM  BACK: OEM  <b>OEM wire harness must be cut and extended under seat.</b>            Vented seat base fan removed from seat.  <b>Seat leans towards rear of vehicle once outside. ANGLE: 5 degrees.</b>  <b>★ ONLY AVAILABLE FOR MANUAL SEATS.</b></p>
2008-2016	Venza   FRONT PASSENGER**	<p>LK-VNZ08R</p> <p>Seat height: INFO N/A            OEM shrouds must be trimmed.            Door opening increased with shim  PROVIDED.  <b>★ Adapt Solutions' signature TALL programing NOT AVAILABLE</b></p>	<p>*Transfer height: 19"   Average install: 5-7 hrs.</p> <p>Seat adjustments  FRONT: INFO N/A  BACK: INFO N/A  <b>OEM wire harness must be cut and extended under seat.</b>  <b>★ NOT AVAILABLE IF EQUIPPED WITH POWER SEAT ON PASSENGER SIDE</b></p>
2014-2019	Highlander   FRONT PASSENGER	<p>LK-HLD14R</p> <p>Seat height: OEM            OEM shrouds must be trimmed.            Lower B pillar shroud needs to be cut  STENCIL PROVIDED.            ➔ Please specify if POWER SEATS   additional parts supplied.            Compatible with HYBRID model.</p>	<p>*Transfer height: 19"   Average install: 6-8 hrs.</p> <p>Seat adjustments  FRONT: 2 1/4" less than OEM.  BACK: 1 1/4" more than OEM  <b>OEM wire harness must be cut and extended under seat.</b>            Vented seat base fan removed from seat.            Vented seatback retained.</p>

\*ESTIMATED height and installation time in base model. Install times as reference only and apply to seasoned installers.

THE FIRST INSTALLATIONS will likely take a few additional hours. **Please schedule accordingly.**

**HIGHER TRIM LEVELS REQUIRE ADDITIONAL INSTALLATION TIME.**

**If equipped with TV/DVD in seatback, UNIT NO LONGER FUNCTIONAL**

ADAPT SOLUTIONS

BACK

04-2024



## Volkswagen

2009-2012	Routan   DRIVER	<p>LK-CHRG08L            Seat height: OEM            OEM shrouds must be trimmed.            Outer seat shroud removed and replaced   PROVIDED            Power seat buttons integrated into provided shroud.            ➔ Please specify if equipped with power seats.</p>	<p>*Transfer height: 19"   Average install: 6-8 hrs.            Seat adjustments   FRONT: INFO N/A   BACK: INFO N/A            Lower B pillar shroud needs to be cut   STENCIL PROVIDED.  <b>Armrest must be removed   COVER CAP PROVIDED.</b>  <b>OEM wire harness must be cut and extended under seat.</b>            Mid-row seat (Stow 'N Go) immediately behind LINK cannot be stowed.</p>
2009-2012	Routan   FRONT PASSENGER	<p>LK-CHRG08R            Seat height: OEM            OEM shrouds must be trimmed.            Mid-row seat (Stow 'N Go) immediately behind LINK cannot be stowed.</p>	<p>*Transfer height: 19"   Average install: 6-8 hrs.            Seat adjustments   FRONT: INFO N/A   BACK: INFO N/A  <b>OEM wire harness must be cut and extended under seat.</b></p>
2009-2012	Routan   2 <sup>nd</sup> ROW LEFT (driver side)	<p>LK-CHRG08CL            Seat height: OEM            OEM shrouds must be trimmed.</p>	<p>*Transfer height: 19"   Average install: 6-8 hrs.            Seat   FRONT: 5 inches more than OEM   BACK: OEM  <b>★ Must be Stow 'N Go seating (not bench)</b></p>
2009-2012	Routan   2 <sup>nd</sup> ROW RIGHT (passenger side)	<p>LK-CHRG08CR            Seat height: OEM            OEM shrouds must be trimmed.</p>	<p>*Transfer height: 19"   Average install: 6-8 hrs.            Seat adjustments   FRONT: 5 inches more than OEM   BACK: OEM  <b>★ Must be Stow 'N Go seating (not bench)</b></p>

\*ESTIMATED height and installation time in base model. Install times as reference only and apply to seasoned installers.

THE FIRST INSTALLATIONS will likely take a few additional hours. **Please schedule accordingly.**

**HIGHER TRIM LEVELS REQUIRE ADDITIONAL INSTALLATION TIME.**

**If equipped with TV/DVD in seatback, UNIT NO LONGER FUNCTIONAL**

ADAPT SOLUTIONS

... BACK

04-2024



# XL-BASE



## FIND A DEALER

Looking for a dealer near you or a client? Use our interactive map to find one.



## HOW IT WORKS VIDEO

In just a few minutes, see all of the key features of the product.



## PRODUCT VIDEO

Overview of the XL-BASE in motion.



## HIGHLIGHTS:

- ALWAYS OEM seat. 350 lbs capacity.
- Optional armrest and footrest available.
- Seatback adjustment remains intact.
- Seating behind XL-BASE not affected
- Simple mechanical mechanism.



## THINGS TO NOTE

Only available on passenger side of some minivans. See application list. Forward and back adjustment lost. Seat sits at OEM furthest back position.



# XL-BASE QUICK REFERENCE

*The XL-BASE is only available for passenger side.*

CHRYSLER		PASSENGER
Caravan / Town & Country / Voyager - Short & Long wheelbase	1991 - 2004	Front
Caravan / Town & Country - Without Stow 'N Go	2005 - 2007	Front
Caravan / Town & Country - Stow 'N Go	2005 - 2007	Front
Caravan / Town & Country	2008 - 2020	Front
Caravan / Town & Country - Short wheelbase	2001 - 2007	Center
Caravan / Town & Country - Long wheelbase	2001 - 2007	Center
Caravan / Town & Country - Stow 'N Go	2005 - 2020	Center
Town & Country - Swivel 'N Go - NOTAVAILABLE	2008 - 2011	Center
FORD		PASSENGER
Windstar – Without power seat	1995 - 2003	Front
Freestar / Monterey - Without power seat	2004 - 2007	Front
Freestar / Monterey - Power seat	2004 - 2007	Front
Windstar	1995 - 2003	Center
Freestar / Monterey	2004 - 2007	Center
GENERAL MOTORS		PASSENGER
◆Astro / Safari	1995 - 2005	Front
◆Montana / Silhouette / Transport / Venture	1997 - 2004	Front
◆Montana / SV6 / Terraza / Uplander / Venture / Relay	2005 - 2009	Front
Astro / Safari - NOTAVAILABLE	1997 - 2005	Center
◆Montana / Silhouette / Transport / Venture	1997 - 2004	Center
Montana / SV6 / Terraza / Uplander / Venture / Relay	2005 - 2009	Center
HONDA		PASSENGER
Odyssey - NOTAVAILABLE	2005 - 2010	Front
Odyssey - <b>DISCONTINUED 2024-02-05</b>	2011 - 2017	Front
Odyssey - NOTAVAILABLE	2018 - 2024	Front
Odyssey	2005 - 2010	Center
Odyssey	2011 - 2017	Center
Odyssey - NOTAVAILABLE	2018 - 2024	Center
HYUNDAI		PASSENGER
Entourage - NOTAVAILABLE	2006 - 2009	Front
Entourage	2006 - 2009	Center
KIA		PASSENGER
Sedona	1999 - 2005	Front
Sedona - NOTAVAILABLE	2006 - 2012	Front
Sedona - NOTAVAILABLE	2014 - 2021	Front
Sedona	1999 - 2005	Center
Sedona	2006 - 2012	Center
Sedona - NOTAVAILABLE	2014 - 2021	Center
NISSAN		PASSENGER
Quest - NOTAVAILABLE	2011 - 2016	Front
Quest - NOTAVAILABLE	2011 - 2016	Center
TOYOTA		PASSENGER
◆Senna – Without power seat	2004 - 2010	Front
Senna – Power seat	2005 - 2010	Front
Senna - 7 or 8 passenger - NOTAVAILABLE	2011 - 2020	Front
Senna	2004 - 2010	Center
Senna - 7 or 8 passenger	2011 - 2020	Center
Senna – With footrest	2011 - 2020	Center
VOLKSWAGEN		PASSENGER
Routan	2009 - 2012	Front
Routan	2009 - 2012	Center

◆Due to the age of the application, shipping LEAD TIME of installation kit may vary. Contact us directly for an estimated lead time.





1991-2004 Caravan / Town & Country / Voyager - Short & Long wheelbase - FRONT

**EBCHR91-F**  
 \*Average install: 6 hrs.  
 If vehicle is equipped with a center console, it must be removed.  
 Seat reclining handles will have to be replaced with those provided.  
 The installer must make a bracket to keep the center console.  
 The headrest rubs on the door header when entering/exiting the vehicle.  
 B-pillar trim / door seal / door panel may get scratched / tight application.  
 The seatbelt anchor must be connected to our equipment.  
 You can use the left armrest.  
 The pre-tensioner must be relocated to the XL-BASE.  
 A kit to increase the door opening is provided.  
**May need to buy a door panel that does not have a map pocket.**  
 OEM seat sliders are no longer functional.

2005-2007 Caravan / Town & Country – Without Stow 'N Go - FRONT

**EBCHR91-F**  
 \*Average install: 7 hrs.  
 If vehicle is equipped with a center console, it must be removed.  
 The headrest rubs on the door header when entering/exiting the vehicle.  
 The installer must make a bracket to keep the center console.  
 The seatbelt anchor must be connected to our equipment.  
 B-pillar trim / door seal / door panel may get scratched / tight application.  
 The pre-tensioner must be relocated to the XL-BASE.  
 You can use the left armrest.  
 A provided adapter kit must be installed for the seat position sensor.  
 OEM seat sliders are no longer functional.  
 A kit to increase the door opening is provided.  
**May need to buy a door panel that does not have a map pocket.**  
 Seat reclining handles will have to be replaced with those provided.

2005-2007 Caravan / Town & Country – Stow 'N Go - FRONT

**EBCHR05-FG**  
 \*Average install: 7 hrs.  
 If vehicle is equipped with a center console, it must be removed.  
 OEM seat sliders are no longer functional.  
 The installer must make a bracket to keep the center console.  
 Seat reclining handles will have to be replaced with those provided.  
 B-pillar trim / door seal / door panel may get scratched / tight application.  
 The headrest rubs on the door header when entering/exiting the vehicle.  
 You can use the left armrest.  
 The seatbelt anchor must be connected to our equipment.  
 A provided adapter kit must be installed for the seat position sensor.  
 A kit to increase the door opening is provided.

2008-2020 Caravan / Town & Country – FRONT

**EBCHR08-FG**  
 \*Average install: 7 hrs.  
 If vehicle is equipped with a center console, it must be removed.  
 OEM seat sliders are no longer functional.  
 B-pillar trim / door seal / door panel may get scratched / tight application.  
 Seat reclining handles will have to be replaced with those provided.  
 You will not be able to fold down the mid row seat with XL-BASE installation.  
 The headrest rubs on the door header when entering/exiting the vehicle.  
 You can use the left armrest.  
 The seatbelt anchor must be connected to our equipment.  
 A provided adapter kit must be installed for the seat position sensor.  
 A provided adapter kit must be installed for the seat position sensor.  
**If the vehicle is equipped with a SUPERCONSOLE parts must be purchased from Chrysler and the lower portion of the dash must be replaced.**

2001-2007 Caravan / Town & Country - Short wheelbase - CENTER

**EBCHR01-CS**  
 \*Average install: 7 hrs.  
 B-pillar trim / door seal / door panel may get scratched / tight application.  
 The application was designed for captain style seating.  
 The seatbelt anchor must be connected to our equipment.  
 OEM seat sliders are no longer functional.  
 You can use both armrests.

2001-2007 Caravan / Town & Country - Long wheelbase - CENTER

**EBCHR01-CL**  
 \*Average install: 7 hrs.  
 B-pillar trim / door seal / door panel may get scratched / tight application.  
 The application was designed for captain style seating.  
 You can use both armrests.  
 OEM seat sliders are no longer functional.  
 The seatbelt anchor must be connected to our equipment.

2005-2020 Caravan / Town & Country - Stow 'N Go - CENTER

**EBCHR05-CG**  
 \*Average install: 7 hrs.  
 B-pillar trim / door seal / door panel may get scratched / tight application.  
 OEM seat sliders are no longer functional.  
 You can use both armrests.  
 Seat reclining handles will have to be replaced with those provided.  
 The application was designed for stow n' go mid row seating.  
 The seatbelt anchor must be connected to our equipment.  
 ➔ Please specify if equipped with heated seat. (add. parts & time)

2008-2011 Town & Country - Swivel 'N Go - NOT AVAILABLE - CENTER

N/A NOT AVAILABLE - Swivel N' Go seating


**1995-2003 Windstar - Without power seat - FRONT**
**EBFWS95-F**

If vehicle is equipped with a center console, it must be removed.  
 OEM seat sliders are no longer functional.  
 The installer must make a bracket to keep the center console.  
 B-pillar trim / door seal / door panel may get scratched / tight application.  
 Lower B-pillar trim must be replaced by provided trim.

**\*Average install: 10 hrs.**

You can use the left armrest.  
 Seat reclining handles will have to be replaced with those provided.  
**Extensive hinge modification required. (remove door/grind stops)**  
**Interior door panel may need to be removed or reworked.**  
**Floor stud removal required/stud puller required.**

**2004-2007 Freestar / Monterey – Without power seat - FRONT**
**EBFFS04-F**

If vehicle is equipped with a center console, it must be removed.  
 OEM seat sliders are no longer functional  
 The installer must make a bracket to keep the center console.  
 B-pillar trim / door seal / door panel may get scratched / tight application.  
 Lower B-pillar trim must be replaced by provided trim.  
 A provided adapter kit must be installed for the seat position sensor.

**\*Average install: 11 hrs.**

You can use the left armrest.  
 Seat reclining handles will have to be replaced with those provided.  
 The headrest rubs on the door header when entering/exiting the vehicle.  
 The seatbelt anchor must be connected to our equipment.  
**Extensive hinge modification required. (remove door/grind stops)**  
**Floor stud removal required/stud puller required.**

**2004-2007 Freestar / Monterey - Power seat - FRONT**
**EBFFS04-FP**

If vehicle is equipped with a center console, it must be removed.  
 OEM seat sliders are no longer functional.  
 The installer must make a bracket to keep the center console.  
 B-pillar trim / door seal / door panel may get scratched / tight application.  
 Lower B-pillar trim must be replaced by provided trim.

**\*Average install: 11 hrs.**

You can use the left armrest.  
 A provided adapter kit must be installed for the seat position sensor.  
 The headrest rubs on the door header when entering/exiting the vehicle.  
 The seatbelt anchor must be connected to our equipment.  
**Extensive hinge modification required. (remove door/grind stops)**  
**Floor stud removal required/stud puller required.**

**1995-2007 Windstar / Freestar / Monterey - CENTER**
**EBFRD95-C**

If vehicle is equipped with a center console, it must be removed.  
 B-pillar trim / door seal / door panel may get scratched / tight application.

**\*Average install: 7 hrs.**

You can use the left armrest.  
 OEM seat sliders are no longer functional.



1995-2005	Astro / Safari - FRONT	<p>EBA5T95-F</p> <p>If vehicle is equipped with a center console, it must be removed.                  B-pillar trim / door seal / door panel may get scratched / tight application.                  Seat reclining handles will have to be replaced with those provided                  You can use the left armrest.                  OEM seat sliders are no longer functional.</p>	<p>*Average install: 12 hrs.</p> <p>The headrest rubs on the door header when entering/exiting the vehicle.                  The seatbelt anchor must be connected to our equipment.                  The pre-tensioner must be relocated to the XL-BASE.                  Extensive hinge modification required. (remove door/grind stops)                  Interior door panel may need to be removed or reworked.</p>
1997-2004	Montana / Silhouette / Transport / Venture - FRONT	<p>EBGM97-F</p> <p>B-pillar trim / door seal / door panel may get scratched / tight application.                  You can use the left armrest.                  The seatbelt anchor must be connected to our equipment.</p>	<p>*Average install: 6 hrs.</p> <p>OEM seat sliders are no longer functional.                  Seat reclining handles will have to be replaced with those provided.</p>
2005-2009	Montana SV6 / Terraza / Uplander / Venture / Relay - FRONT	<p>EBGM97-F</p> <p>B-pillar trim / door seal / door panel may get scratched / tight application.                  OEM seat sliders are no longer functional.                  You can use the left armrest.</p>	<p>*Average install: 7 hrs.</p> <p>Seat reclining handles will have to be replaced with those provided.                  The seatbelt anchor must be connected to our equipment.                  A provided adapter kit must be installed for the seat position sensor.</p>
1997-2005	Astro / Safari - NOTAVAILABLE - CENTER	N/A	NOTAVAILABLE
1997-2004	Montana / Silhouette / Transport / Venture - CENTER	<p>EBGM97-C</p> <p>If vehicle is equipped with a center console, it must be removed.                  B-pillar trim / door seal / door panel may get scratched / tight application.</p>	<p>*Average install: 7 hrs.</p> <p>You can use the left armrest.                  OEM seat sliders are no longer functional.                  The seatbelt anchor must be connected to our equipment.</p>
2005-2009	Montana SV6 / Terraza / Uplander / Venture / Relay - CENTER	<p>EBGM97-C</p> <p>If vehicle is equipped with a center console, it must be removed.                  B-pillar trim / door seal / door panel may get scratched / tight application.</p>	<p>*Average install: 7 hrs.</p> <p>You can use the left armrest.                  OEM seat sliders are no longer functional.                  The seatbelt anchor must be connected to our equipment.</p>



2005-2010	Odyssey - NOTAVAILABLE - FRONT	
N/A		NOTAVAILABLE - Seat sensor system
2011-2017	Odyssey – FRONT - DISCONTINUED 2024-02-05	
EBHDA11-F		*Average install: 11 hrs. The seatbelt anchor must be connected to our equipment. Seat reclining handles will have to be replaced with those provided. A provided adapter kit must be installed for the seat position sensor. A kit to increase the door opening is provided. <b>Interior door panel may need to be removed or reworked.</b>
Lower B-pillar trim must be replaced by provided trim. A provided adapter kit must be installed for the occupant detection sensor. You can use the left armrest. The OEM seat heater remains functional. Seat sliders must be removed.		
2018-2024	Odyssey - NOTAVAILABLE - FRONT	
N/A		NOTAVAILABLE
2005-2010	Odyssey - CENTER	
EBHDA05-C		*Average install: 8 hrs. You can use the left armrest.
If vehicle is equipped with a center console, it must be removed. The seatbelt anchor must be connected to our equipment.		
2011-2017	Odyssey - CENTER	
EBHDA11-C		*Average install: 7 hrs. Seat reclining handles will have to be replaced with those provided. <b>If vehicle has jump seat in second row, it must be removed.</b>
The seatbelt anchor must be connected to our equipment. You can use the left armrest. OEM seat sliders are no longer functional.		
2018-2024	Odyssey - NOTAVAILABLE - CENTER	
N/A		NOTAVAILABLE



2006-2009	Entourage - NOTAVAILABLE - FRONT	
N/A		NOTAVAILABLE - seat sensor system
2006-2009	Entourage – CENTER <b>♦not available for SHORT WHEELBASE</b>	
EBKIA06-C		*Average install: 9 hrs. OEM seat sliders are no longer functional. Seat reclining handles will have to be replaced with those provided. The seatbelt anchor must be connected to our equipment. <b>MUST BE A LONG WHEELBASE – NOT AVAILABLE FOR SHORT WHEELBASE</b>
The mid right door is smaller than most which limits leg room during rotation. B-pillar trim / door seal / door panel may get scratched / tight application. You can use the left armrest. A kit to increase the door opening is provided.		



1999-2005	Sedona - FRONT	<p>EBKIA99-F</p> <p>If vehicle is equipped with a center console, it must be removed. B-pillar trim / door seal / door panel may get scratched / tight application. The seatbelt anchor must be connected to our equipment.</p>	<p>*Average install: 7 hrs. OEM seat sliders are no longer functional. Seat reclining handles will have to be replaced with those provided.</p>
2006-2012	Sedona - NOT AVAILABLE - FRONT	N/A	NOT AVAILABLE
2015-2021	Sedona - NOT AVAILABLE - FRONT	N/A	NOT AVAILABLE
1999-2005	Sedona - CENTER	<p>EBKIA99-C</p> <p>B-pillar trim / door seal / door panel may get scratched / tight application. OEM seat sliders are no longer functional.</p>	<p>*Average install: 7 hrs. The seatbelt anchor must be connected to our equipment.</p>
2006-2012	Sedona – CENTER ♦♦not available for <i>SHORT WHEELBASE</i>	<p>EBKIA06-C</p> <p>The mid right door is smaller than most which limits leg room during rotation. B-pillar trim / door seal / door panel may get scratched / tight application. You can use the left armrest. A kit to increase the door opening is provided.</p>	<p>*Average install: 8 hrs. OEM seat sliders are no longer functional. Seat reclining handles will have to be replaced with those provided. The seatbelt anchor must be connected to our equipment. <b>MUST BE A LONG WHEELBASE – NOT AVAILABLE FOR SHORT WHEELBASE</b></p>
2015-2021	Sedona - NOT AVAILABLE - CENTER	N/A	NOT AVAILABLE



2004-2010	Senna – Without power seat - FRONT	<p>EBTOY04-F</p> <p>If vehicle is equipped with a center console, it must be removed. The installer must make a bracket to keep the center console. B-pillar trim / door seal / door panel may get scratched / tight application.</p>	<p>*Average install: 9 hrs.</p> <p>You can use the left armrest.</p> <p>OEM seat sliders are no longer functional.</p> <p>Seat reclining handles will have to be replaced with those provided.</p> <p>The glove box must be removed and replaced with provided trim.</p>
2005-2010	Senna - Power seat - FRONT	<p>EBTOY05-FES</p> <p>If vehicle is equipped with a center console, it must be removed. (0.5 hr) The installer must make a bracket to keep the center console. B-pillar trim / door seal / door panel may get scratched / tight application.</p>	<p>*Average install: 10 hrs.</p> <p>You can use the left armrest.</p> <p>OEM seat sliders are no longer functional.</p> <p>Seat reclining handles will have to be replaced with those provided.</p> <p>The glove box must be removed and replaced with provided trim.</p>
2011-2020	Senna - 7 or 8 passenger - NOT AVAILABLE - FRONT	N/A	NOT AVAILABLE - seat sensor system
2004-2010	Senna - CENTER	<p>EBTOY04-C</p> <p>If vehicle is equipped with a center console, it must be removed. (0.5 hr) Removal or modification of the door sill moulding is required for installation.</p>	<p>*Average install: 7 hrs.</p> <p>Seat reclining handles will have to be replaced with those provided.</p>
2011-2020	Senna - 7 or 8 passenger - CENTER	<p>EBTOY11-C</p> <p>You can use both armrests.</p> <p>*8 passenger model does not lose jump seat. (keep 8 seats)</p>	<p>*Average install: 7 hrs.</p> <p>Seat reclining handles will have to be replaced with those provided.</p> <p>The seatbelt anchor must be connected to our equipment.</p>
2011-2020	Senna - With footrest - CENTER	<p>EBTOY11-CF</p> <p>You can use both armrests.</p>	<p>*Average install: 8 hrs.</p> <p>Seat reclining handles will have to be replaced with those provided.</p> <p>The seatbelt anchor must be connected to our equipment.</p> <p>The footrest and components must be removed.</p>



Volkswagen

2009-2012	Routan - FRONT	<p>EBCHR08-FG</p> <p>If vehicle is equipped with a center console, it must be removed. (0.5 hr) B-pillar trim / door seal / door panel may get scratched / tight application. A provided adapter kit must be installed for the seat position sensor. You can use the left armrest. You will not be able to fold down the mid row seat with XL-BASE installation.</p>	<p>*Average install: 7 hrs.</p> <p>OEM seat sliders are no longer functional.</p> <p>Seat reclining handles will have to be replaced with those provided.</p> <p>The seatbelt anchor must be connected to our equipment.</p> <p>The pre-tensioner must be relocated to the XL-BASE.</p>
2009-2012	Routan - CENTER	<p>EBCHR05-CG</p> <p>B-pillar trim / door seal / door panel may get scratched / tight application. You can use both armrests. The application was designed for stow n' go mid row seating.</p>	<p>*Average install: 7 hrs.</p> <p>OEM seat sliders are no longer functional.</p> <p>Seat reclining handles will have to be replaced with those provided.</p> <p>The seatbelt anchor must be connected to our equipment.</p>



# ASENTO | XL-SEAT

HI-LIFT



## FIND A DEALER

Looking for a dealer near you or a client? Use our interactive map to find one.



## HOW IT WORKS VIDEO

In just a few minutes, see all of the key features of the product.



## PRODUCT VIDEO

Overview of the ASENTO & SPEEDY-LIFT in motion.



## HIGHLIGHTS:

- OEM seat and adjustments remains intact
- Easy to use, foldable and removable transfer board.
- Can be paired with the SPEEDY-LIFT
- Driver or front passenger applications available
- 3 year warranty
- 275 lbs capacity.



## THINGS TO NOTE

OEM plastic shroud and trim might be modified or replace on a per vehicle basis for the transfer board operation. If additional information is required, we, or our authorized dealers, will provide information needed on request.



# XL SEAT | ASENTO QUICK REFERENCE

★ = HI-LIFT available with XL-SEAT  
 HI-LIFT NOT AVAILABLE with ASENTO  
 page 1 of 3

CHRYSLER		DRIVER	FRONT PASSENGER
Caravan / Grand Caravan / Town & Country	★ 1991 - 2007♦	✓	✓
Caravan / Grand Caravan / Town & Country	★ 2005 - 2007♦	✓	<b>NOT AVAILABLE</b>
Caravan / Grand Caravan / Town & Country	★ 2008 - 2020	✓	✓
Grand Caravan	2021 - 2024	✓	✓
Dakota Club Cab	1997 - 2004	✓	✓
Dakota Club Cab	2005 - 2011	✓	✓
Dakota Quad Cab - 4 door	1997 - 2004	✓	✓
Dakota Quad Cab - 4 door	2005 - 2011	✓	✓
Durango	2004 - 2009	✓	✓
Jeep Compass / Patriot	2007 - 2016	✓	✓
Jeep Wrangler - 4 door *	2007 - 2018♦	✓	✓
Pacifica	2017 - 2024	✓	✓
Ram 1500 Ext. Cab - Suicide door (also called Quad Cab)	1998 - 2002♦	✓	✓
Ram 1500   2500   3500 Reg Cab - 2 door	2002 - 2008	✓	✓
Ram 1500   2500   3500 Quad Cab - 4 door	2002 - 2008♦	✓	✓
Ram 1500   2500   3500 Crew/Mega Cab - 4 door	2006 - 2008♦	✓	✓
Ram 1500 CLASSIC Crew Cab - 4 door	2009 - 2023	✓	✓
Ram 1500 Crew Cab - 4 door *	2019 - 2024	✓	✓
Ram 1500 CLASSIC Quad Cab - 4 door	2009 - 2023	✓	✓
Ram 1500 Quad Cab - 4 door *	2019 - 2024	✓	✓
Ram 2500/3500 Crew/Mega Cab - 4 door	2010 - 2018	✓	✓
Voyager - Short & Long wheelbase	★ 1991 - 2003♦	✓	✓
Voyager	2020 - 2024	✓	✓
FORD		DRIVER	FRONT PASSENGER
Edge	2011 - 2014	✓	✓
Edge	2015 - 2024	✓	✓
Explorer	2011 - 2019	✓	✓
Explorer	2020 - 2024	✓	✓
Expedition* / Navigator*	2018 - 2024	✓	✓
F-150 Reg Cab - 2 door	2004 - 2008♦	✓	✓
F-150 Reg Cab - 2 door, small suicide door	2009 - 2010	✓	✓
F-150 Super Cab - Suicide door	2004 - 2008♦	✓	✓
F-150 Super Cab - Suicide door *	2009 - 2014	✓	✓
F-150 Super Cab - Suicide door	2015 - 2023	✓	✓
F-150 Super Crew Cab - 4 door	2004 - 2008♦	✓	✓
F-150 Super Crew Cab - 4 door	2009 - 2014	✓	✓
F-150 Super Crew Cab - 4 door	2015 - 2017	✓	✓
F-150 Super Crew Cab - 4 door	2018 - 2023	✓	✓
F-250, F-350, F-450 Super Cab - Suicide door	2008 - 2016	✓	✓
F-250, F-350, F-450 Super Cab - Suicide door	2017 - 2024	✓	✓
F-250, F-350, F-450 Super Crew - 4 door	2008 - 2016♦	✓	✓
F-250, F-350, F-450 Super Crew - 4 door	2017 - 2024	✓	✓
Freestar / Monterey	★ 2004 - 2007	✓	✓
Lincoln MKX	2016 - 2018	✓	✓
Mark LT - 4 door	2006 - 2008	✓	✓
Nautilus	2019 - 2023	✓	✓

\*ESTIMATED height

# XL SEAT/ASENTO QUICK REFERENCE

FORD		DRIVER	FRONT PASSENGER
Ranger Super Crew Cab – 4 Door	2019 - 2023	✓	✓
Raptor Super Cab - Suicide door	2011 - 2016	✓	✓
Raptor Super Cab - Suicide door	2017 - 2023	✓	✓
Raptor Super Crew Cab - 4 door	2011 - 2016	✓	✓
Raptor Super Crew Cab - 4 door	2017 - 2023	✓	✓
Windstar	★ 1999 - 2003	✓	✓
GENERAL MOTORS		DRIVER	FRONT PASSENGER
Acadia	2017 - 2023	✓	✓
Avalanche	2007 - 2010	✓	✓
Avalanche	2011 - 2013	✓	✓
Blazer	2019 - 2024	✓*	✓*
Canyon / Colorado Extended Cab - Suicide door	2004 - 2012♦	✓	✓
Canyon / Colorado Extended Cab - Suicide door	2015 - 2022	✓	✓
Canyon / Colorado Crew Cab – 4 door	2015 - 2022	✓	✓
Escalade / Suburban / Tahoe / Yukon - All models	2007 - 2010	✓	✓
Escalade / Suburban / Tahoe / Yukon - All models	2011 - 2014	✓	✓
Escalade / Suburban / Tahoe / Yukon - All models	2015 - 2020	✓	✓
Escalade / Suburban / Tahoe / Yukon - All models	2021 - 2024	✓	✓
Montana/Silhouette/Transp./Terr./Uplander/Relay/Venture	★ 1997 - 2004♦	✓	✓
Montana/Silhouette/Transp./Terr./Uplander/Relay/Venture	★ 2005 - 2009♦	✓	✓
Sierra / Silverado Regular Cab - 2 door	1999 - 2006♦	✓	✓
Sierra / Silverado Regular Cab - 2 door	2007 - 2013	✓	✓
Sierra / Silverado Extended Cab - Without suicide door	1999 - 2002♦	✓	✓
Sierra / Silverado Extended Cab - Suicide door	2001 - 2006♦	✓	✓
Sierra / Silverado Extended Cab - Suicide door	2007 - 2013	✓	✓
Sierra / Silverado Crew Cab - 4 door	2007 - 2010	✓	✓
Sierra / Silverado Crew Cab - 4 door	2011 - 2013	✓	✓
Sierra / Silverado <b>HD</b> (2500/3500) –Crew Cab	2007 - 2010	✓	✓
Sierra / Silverado <b>HD</b> (2500/3500) –Crew Cab	2011 - 2014	✓	✓
Sierra / Silverado <b>HD</b> (2500/3500) –Extended Cab	2007 - 2014	✓	✓
Sierra / Silverado Double Cab – 4 door (2 smaller)	2014 - 2018	✓	✓
Sierra / Silverado Crew Cab - 4 door	2014 - 2018	✓	✓
Sierra / Silverado Double Cab - 4 door	2019 - 2024	✓	✓
Sierra / Silverado Crew Cab - 4 door	2019 - 2024	✓	✓
Sierra / Silverado <b>HD</b> (2500/3500) – All models	2015 - 2019	✓	✓
Sierra / Silverado <b>HD</b> (2500/3500) – All models	2020 - 2023	✓	✓
Terrain / Equinox	2018 - 2024	✓	✓
Traverse / Enclave	2018 - 2023	✓	✓
HONDA		DRIVER	FRONT PASSENGER
Odyssey	★ 1999 - 2004♦	✓	✓
Odyssey	★ 2005 - 2010♦	✓	✓
Odyssey	2011 - 2017	✓	✓
Odyssey	2018 - 2024	✓	✓
HYUNDAI		DRIVER	FRONT PASSENGER
Entourage	2006 - 2009	✓	✓
Palisade*	2020 - 2024	✓*	✓*

\*ESTIMATED height

# XL SEAT/ASENTO QUICK REFERENCE

KIA		DRIVER	FRONT PASSENGER
Sedona	1999 - 2005◆	✓	✓
Sedona	★ 2006 - 2012	✓	✓
Sedona	2015 - 2021	✓	✓
Carnival*	2022 - 2024	✓*	✓
Telluride*	2020 - 2024	✓*	✓*
MERCEDES		DRIVER	FRONT PASSENGER
Metris	2016 - 2023	✓	✓
NISSAN		DRIVER	FRONT PASSENGER
Quest	★ 2011 - 2016	✓	✓
SUBARU		DRIVER	FRONT PASSENGER
Forester	2014 - 2018	✓	✓
TESLA		DRIVER	FRONT PASSENGER
X	★ 2015 - 2020	✓	✓
X	★ 2021 - 2024	✓	✓
TOYOTA		DRIVER	FRONT PASSENGER
4 Runner	2003 - 2009◆	✓	✓
4 Runner	2010 - 2024	✓	✓
Highlander	2014 - 2019	✓	✓
Rav 4	2006 - 2012◆	✓	✓
Rav 4 *	2013 - 2018	✓	✓
Rav 4	2019 - 2024	✓	✓
Sienna	★ 2004 - 2010◆	✓	✓
Sienna	★ 2011 - 2020	✓	✓
Sienna	2021 - 2024	✓	✓
Tacoma Access Cab - Suicide door	2005 - 2015	✓	✓
Tacoma Double Cab - 4 reg. door	2005 - 2015	✓	✓
Tacoma Double Cab - 4 reg. door	2016 - 2023	✓	✓
Tacoma Access Cab - Suicide door	2016 - 2023	✓	✓
Tundra Double Cab - 4 door (2 smaller)	2014 - 2021	✓	✓
Tundra Crew Max - 4 door	2014 - 2021	✓	✓
VOLKSWAGEN		DRIVER	FRONT PASSENGER
Routan	★ 2009 - 2012	✓	✓

## Notes to specific applications marked \* on the XL-SEAT/ASENTO QUICK REFERENCE

ASENTO	Ram 2500 / 3500	2019-2024	<b>*NOT AVAILABLE. Space and transfer height not compatible.</b>
XL-SEAT	Jeep Wrangler- 4 Door	2007-2018	<b>*NOT AVAILABLE for JL model(2018)</b>
XL-SEAT	F-150 Super Cab	2009-2014	<b>*NOT AVAILABLE for model with ONLY 2 DOORS.</b>
ASENTO	Ranger Super Cab	2019-2023	<b>*NOT AVAILABLE.</b>
ASENTO	Expedition	2018-2024	<b>*NOT AVAILABLE for model with MANUAL SEAT.</b>
ASENTO	Explorer	2020-2024	<b>*NOT AVAILABLE for model with MANUAL SEAT.</b>
ASENTO	Blazer	2019-2024	<b>*NOT AVAILABLE for ELECTRIC MODEL (Blazer EV)</b>
ASENTO	Palisade	2020-2024	<b>*NOT AVAILABLE for model with MANUAL SEAT.</b>
ASENTO	Telluride	2020-2024	<b>*NOT AVAILABLE for model with MANUAL SEAT.</b>
ASENTO	Navigator	2018-2024	<b>*NOT AVAILABLE for model with PERFECT POSITION SEAT.</b>
ASENTO	Carnival	2022-2024	<b>*NOT AVAILABLE for model with MANUAL SEAT (Driver).</b>
XL-SEAT	Rav 4	2013-2018	<b>*NOT AVAILABLE for model with POWER SEATS.</b>

◆ Due to the age of the application, shipping LEAD TIME of installation kit may vary. Contact us directly for estimated lead time.

★ = HI-LIFT available with XL-SEAT.

\*ESTIMATED height



2021-2024	Grand Caravan	EV-CHR17 Lower B-pillar shroud must be modified.	*Height: 21" / Average install: 2-4 hrs Seatbelt pre-tensioner must be relocated.
2017-2024	Pacifica	EV-CHR17 Lower B-pillar shroud must be modified. Compatible with HYBRID model.	*Height: 21" / Average install: 2-4 hrs Seatbelt pre-tensioner must be relocated.
2020-2024	Voyager	EV-CHR17 Lower B-pillar shroud must be modified.	*Height: 21" / Average install: 2-4 hrs Seatbelt pre-tensioner must be relocated.
2019-2024	Ram 1500 Crew Cab – 4 door	EV-RAMQ19 Doorsill shrouds must be cut  STENCIL PROVIDED. ➔ Please specify if <b>POWER SEATS</b> additional parts supplied. Buttons relocated to front of seat. PASSENGER SIDE ONLY: Jack kit assembly must be relocated.	*Height: 24" / Average install: 3-5 hrs Lower B pillar shroud replaced  PROVIDED. ➔ Please specify if <b>NEW BODY STYLE</b> or <b>CLASSIC-2018 MODEL</b> .
2019-2024	Ram 1500 Quad Cab – 4 door	EV-RAMQ19 Doorsill shrouds must be cut  STENCIL PROVIDED. ➔ Please specify if <b>POWER SEATS</b> additional parts supplied. Buttons relocated to front of seat. PASSENGER SIDE ONLY: Jack kit assembly must be relocated.	*Height: 24" / Average install: 3-5 hrs Lower B pillar shroud replaced  PROVIDED. ➔ Please specify if <b>NEW BODY STYLE</b> or <b>CLASSIC-2018 MODEL</b> .



2015-2024	Edge	EV-EDG15 Lower B-pillar shroud must be modified.	*Height: 22½" / Average install: 2-4 hrs
2018-2024	Expedition / Navigator	EV-EXP18 Lower B-pillar shroud must be modified.  STENCIL PROVIDED <b>NOT AVAILABLE</b> for model with <b>MANUAL SEAT</b> . <b>NOT AVAILABLE</b> for model with <b>PERFECT POSITION SEAT</b> (Navigator).	*Height: 25.75" / Average install: 3-5 hrs OEM Seat trim must be modified Power seat buttons relocated to the front of the seat
2020-2024	Explorer	EV-EXL20 Lower B-pillar shroud must be modified.  STENCIL PROVIDED	*Height: 22" / Average install: 2-4 hrs <b>NOT AVAILABLE</b> for model with <b>MANUAL SEAT</b> .
2017-2023	Raptor Super Crew Cab - 4 door	EV-F150C18 Upper B-pillar shroud modified.	*Height: 28" / Average install: 2-4 hrs Lower B-pillar shroud must be modified.  STENCIL PROVIDED
2018-2023	F-150 Super Crew Cab – 4 door	EV-F150C18 Upper B-pillar shroud modified.	*Height: 26" / Average install: 2-4 hrs Lower B-pillar shroud must be modified.  STENCIL PROVIDED
2017-2024	F-250, F-350, F-450 Super Crew Cab – 4 door	EV-F150C18 Upper B-pillar shroud modified.	*Height: 28" / Average install: 2-4 hrs Lower B-pillar shroud must be modified.  STENCIL PROVIDED
2016-2022	Lincoln MKX / Nautilus	EV-EDG15 Lower B-pillar shroud must be modified.	*Height: 22½" / Average install: 2-4 hrs
2019-2023	Ranger Super Crew Cab	EV-RNG19 Lower B-pillar shroud must be modified.  STENCIL PROVIDED	*Height: 25" / Average install: 3-5 hrs OEM seat trim must be modified.  STENCIL PROVIDED

\*ESTIMATED height



<b>2017-2023</b>	<b>Acadia</b>	
EV-ACA17		*Height: 21" / Average install: 2-4 hrs ↻ Please specify if <b>POWER SEATS</b> additional parts supplied.
Lower B-pillar shroud must be cut  STENCIL PROVIDED. If equipped with manual seats, recline handle is replaced  PROVIDED		
<b>2019-2024</b>	<b>Blazer</b>	
EV-BLZ19		*Height: 21"-23" / Average install: 2-4 hrs ↻ Please specify if <b>POWER SEATS</b> additional parts supplied.
Lower B-pillar shroud must be cut  STENCIL PROVIDED. If equipped with manual seats, recline handle is replaced  PROVIDED		
<b>2015-2022</b>	<b>Canyon / Colorado Extended Cab - Suicide door</b>	
EV-COLX15		*Height: 25" / Average install: 3-5 hrs
Seat shroud must be modified/ PARTS SUPPLIED.		
<b>2015-2022</b>	<b>Canyon / Colorado Crew Cab - 4 door</b>	
EV-COLC15		*Height: 24.5" / Average install: 3-5 hrs Lower B-pillar shroud must be modified.
Seat shroud must be modified/ PARTS SUPPLIED.		
<b>2014-2018</b>	<b>Sierra / Silverado Double Cab - 4 door (2 smaller)</b>	
EV-SILC14		*Height: 24" (4x4) / Average install: 2-4 hrs Seat shroud must be modified/ PARTS SUPPLIED.
Lower B-pillar shroud must be modified.		
<b>2014-2018</b>	<b>Sierra / Silverado Crew Cab - 4 door</b>	
EV-SILC14		*Height: 24" (4x4) / Average install: 2-4 hrs Seat shroud must be modified/ PARTS SUPPLIED.
Lower B-pillar shroud must be modified.		
<b>2019-2024</b>	<b>Sierra / Silverado Double Cab - 4 door</b>	
EV-SILC19		*Height: 24.5" (4x4) / Average install: 3-5 hrs
Lower B-pillar shroud must be cut  STENCIL PROVIDED. ↻ Please specify if 12/16 <b>WAY SEATS</b> additional parts supplied. ↻ Please specify if <b>POWER SEATS</b> additional parts supplied. Buttons relocated to front of seat.		
<b>2019-2024</b>	<b>Sierra / Silverado Crew Cab - 4 door</b>	
EV-SILC19		*Height: 24.5" (4x4) / Average install: 3-5 hrs
Lower B-pillar shroud must be cut  STENCIL PROVIDED. ↻ Please specify if 12/16 <b>WAY SEATS</b> additional parts supplied. ↻ Please specify if <b>POWER SEATS</b> additional parts supplied. Buttons relocated to front of seat.		
<b>2015-2019</b>	<b>Sierra / Silverado HD (2500/3500) – All models (Double or Crew Cab)</b>	
EV-SILC14		◆*Height: 25 & 24" (4X4) / Average install: 2-4 hrs ◆ 2500 model is one inch higher off the ground than the 3500 model.
Lower B-pillar shroud must be modified.		
<b>2020-2024</b>	<b>Sierra / Silverado HD (2500/3500) – All models (Double or Crew Cab)</b>	
EV-SILC19		*Height: 24.5 ◆ / Average install: 2-4 hrs ◆ Transfer height may vary with tires, wheels and suspension.
Lower B-pillar shroud must be cut  STENCIL PROVIDED. ↻ Please specify if 12/16 <b>WAY SEATS</b> additional parts supplied. ↻ Please specify if <b>POWER SEATS</b> additional parts supplied. Buttons relocated to front of seat.		
<b>2015-2020</b>	<b>Escalade / Suburban / Tahoe / Yukon - All models</b>	
EV-SILC14		*Height: 24" (4x4) / Average install: 2-4 hrs
Lower B-pillar shroud must be modified.		
<b>2021-2024</b>	<b>Escalade / Suburban / Tahoe / Yukon - All models</b>	
EV-SILC19		*Height: 24.5" (4x4) / Average install: 3-5 hrs
Lower B-pillar shroud must be cut  STENCIL PROVIDED. ↻ Please specify if 12/16 <b>WAY SEATS</b> additional parts supplied. ↻ Please specify if <b>POWER SEATS</b> additional parts supplied. Buttons relocated to front of seat.		
<b>2018-2024</b>	<b>Terrain / Equinox</b>	
EV-TER18		*Height: 21" / Average install: 3-5 hrs Lower seat shroud must be replaced  PROVIDED. Seat recline handle must be replaced in manual seat model  PROVIDED.
Lower B-pillar shroud must be modified. ↻ Please specify if <b>POWER SEAT</b> .		
<b>2018-2023</b>	<b>Traverse / Enclave</b>	
EV-TRV18		*Height: 21" / Average install: 3-5 hrs Lower B-pillar shroud must be modified.
Seat shroud must be modified/ STENCIL PROVIDED.		

\*ESTIMATED height





2018-2024 Odyssey

EV-HDA18 \*Height: 21" / Average install: 2-4 hrs  
 Lower B-pillar shroud must be modified.



2020-2024 Palisade

EV-PAL20 \*Height: 20 7/8" / Average install: 2-4 hrs  
 Lower B-pillar shroud must be modified. / STENCIL PROVIDED.  
**\*NOT AVAILABLE for model with MANUAL SEAT**



2022-2024 Carnival

EV-KIA22 \*Height: 21" / Average install: 4-6 hrs  
 Lower B-pillar shroud must be modified. / STENCIL PROVIDED.  
 OEM seat controls wire must be cut and extended  
 Power seat controls must be relocated to the front of the seat  
**\*NOT AVAILABLE for model with MANUAL SEAT (Driver).**

2020-2024 Telluride

EV-PAL20 \*Height: 20 7/8" / Average install: 2-4 hrs  
 Lower B-pillar shroud must be modified. / STENCIL PROVIDED.  
**\*NOT AVAILABLE for model with MANUAL SEAT**



2016-2023 Metris

EV-MET16 \*Height: 22" / Average install: 2-4 hrs  
 Lower B-pillar shroud must be modified.



2014-2018 Forester

EV-FOR14 \*Height: 20.5" / Average install: 2-4 hrs  
 Lower B-pillar shroud must be modified.

\*ESTIMATED height



2015-2020 Tesla X

EV- TESX15 \*Height: 19" / Average install: 2-4 hrs  
 Lower B-pillar shroud must be modified - STENCIL PROVIDED

2021-2024 Tesla X

EV- TESX21 \*Height: 19" / Average install: 2-4 hrs  
 Lower B-pillar shroud must be modified - STENCIL PROVIDED



2021-2024 Sienna

EV- TOY21 \*Height: 20 3/4" / Average install: 2-4 hrs  
 MANUAL SEAT model: seat handle must be replaced| provided  
 Lower B-pillar shroud must be modified.  
 (Black trims will be supplied for all interiors)  
 Limited legroom and headroom due to door dimensions.  
 ➔ Please specify if SEAT is equipped with LUMBAR SUPPORT.  
 ➔ Please specify if POWERED SEATS. OEM seat trim must be modified - STENCIL NOT PROVIDED FOR RIGHT - Parts supplied. Buttons relocated to front of seat.

2016-2023 Tacoma Access Cab - Suicide door

EV- TACA16 \*Height: 24.5" / Average install: 2-4 hrs  
 Modification of the doorsill moulding required.

2014-2021 Tundra Double Cab - 4 door (2 smaller)

EV- TUN14 \*Height: 25.5" / Average install: 2-4 hrs  
 Lower B-pillar shroud must be modified.

2014-2021 Tundra Crew Max - 4 door

EV- TUN14 \*Height: 25.5" / Average install: 2-4 hrs  
 Lower B-pillar shroud must be modified.

2019-2024 Rav 4

EV- RAV19 \*Height: 23" / Average install: 3-5 hrs  
 Seat handles must be replaced| PROVIDED.  
 Compatible with HYBRID model.  
 ➔ Please specify if POWER SEATS| additional parts supplied. Shroud must be modified. Buttons relocated to front of seat.

2014-2019 Highlander

EV- HLD14 \*Height: 22" / Average install: 2-4 hrs  
 Lower B-pillar shroud must be modified.  
 Compatible with HYBRID model.

\*ESTIMATED height



★ = Available with HI-LIFT

**1991-2007 Caravan / Town & Country**

XLS-CHR91 ★ Available with HI-LIFT  
 Tight application. Trims may get scratched.  
 Lower B-pillar trim to be replaced by one provided.  
 ♦\*Height: 18" / Average install: 2-4 hrs  
 The seatbelt anchor must be connected to our equipment.  
 The seatbelt retractor must be relocated to our equipment.

**2005-2007 Caravan / Town & Country - Stow 'N Go \*DRIVER SIDE ONLY**

XLS-CHRG05 ★ Available with HI-LIFT  
 Tight application. Trims may get scratched.  
 Lower B-pillar trim to be replaced by one provided  
 \*Height: 18" / Average install: 2-4 hrs  
 The seatbelt anchor must be connected to our equipment.  
 The seatbelt retractor must be relocated to our equipment.

**2008-2020 Caravan / Town & Country** (\*discontinued 2016)

XLS-CHRG08 ★ Available with HI-LIFT  
 Removal or modification of doorsill moulding required.  
 If power seat, controls may need to be relocated.  
 \*Height: 18" / Average install: 2-4 hrs  
 Seat reclining handles will have to be replaced with those provided.  
 ⇨ Please specify if equipped with power seats.

**1991-2003 Voyager - Short & Long wheelbase**

XLS-CHR91 ★ Available with HI-LIFT  
 Tight application. Trims may get scratched.  
 Lower B-pillar trim to be replaced by one provided.  
 If power seat, controls may need to be relocated.  
 ♦\*Height: 18" / Average install: 2-4 hrs  
 The seatbelt retractor must be relocated to our equipment.  
 The seatbelt anchor must be connected to our equipment.

**1997-2004 Dakota Club Cab - No suicide door**

XLS-DAKC97  
 Removal or modification of doorsill moulding required.  
 If power seat, controls may need to be relocated.  
 OEM Map pocket may need to be removed or modified on some models  
 \*Height: 22" (4X4) / Average install: 2-4 hrs  
 Seat reclining handles will have to be replaced with those provided.

**2005-2011 Dakota Club Cab - Suicide door**

XLS-DAKC05  
 Removal or modification of doorsill moulding required.  
 If power seat, controls may need to be relocated.  
 OEM Map pocket may need to be removed or modified on some models  
 \*Height: 22" (4X4) / Average install: 2-4 hrs  
 Seat reclining handles will have to be replaced with those provided.  
 The seatbelt retractor must be relocated to our equipment.

**1997-2004 Dakota Quad Cab - 4 door**

XLS-DAKQ97  
 OEM Map pocket may need to be removed or modified on some models  
 \*Height: 22" (4X4) / Average install: 2-4 hrs

**2005-2011 Dakota Quad Cab - 4 door**

XLS-DAKQ05  
 OEM Map pocket may need to be removed or modified on some models  
 \*Height: 22" (4X4) / Average install: 2-4 hrs

\*ESTIMATED height



★ = Available with HI-LIFT

2004-2009	Durango	
XLS-DRGO04		*Height: 25" (4X4) / Average install: 2-4 hrs
Tight application. Trims may get scratched.		
1998-2002	Ram Extended Cab - Suicide door (also called Quad Cab)	
XLS-RAMX98		*Height: 27" (4X4) / Average install: 2-4 hrs
If power seat, controls may need to be relocated. Seat reclining handles will have to be replaced with those provided.		
OEM Map pocket may need to be removed or modified on some models		
2002-2008	Ram Reg Cab - 2 door (1500, 2500, 3500)	
XLS-RAMR02		*Height: 27" (4X4) / Average install: 2-4 hrs
If power seat, controls may need to be relocated. Seat reclining handles will have to be replaced with those provided.		
The seatbelt anchor must be connected to our equipment.		
OEM Map pocket may need to be removed or modified on some models		
2002-2008	Ram Quad Cab- 4 door (1500, 2500, 3500)	
XLS-RAMQ02		*Height: 27" (4X4) / Average install: 2-4 hrs
Lower B-pillar trim to be replaced by one provided for driver side. Seat reclining handles will have to be replaced with those provided.		
The OEM B-pillar trim and shrouds need to be trimmed for passenger side. OEM Map pocket may need to be removed or modified on some models		
The seatbelt retractor must be relocated to our equipment.		
2009-2024	Ram 1500 Quad Cab CLASSIC- 4 door	
XLS-RAMQ09		*Height: 27" (4X4) / Average install: 2-4 hrs
Tight application. Trims may get scratched. Lower B-pillar trim to be replaced by one provided.		
If power seat, controls may need to be relocated. Removal or modification of doorsill moulding required.		
Seat reclining handles will have to be replaced with those provided.		
2009-2024	Ram 1500 Crew Cab - 4 door	
XLS-RAMQ09		*Height: 27" (4X4) / Average install: 2-4 hrs
Lower B-pillar trim to be replaced by one provided. Seat reclining handles will have to be replaced with those provided.		
If power seat, controls may need to be relocated. Removal or modification of doorsill moulding required.		
Tight application. Trims may get scratched.		
2006-2008	Ram Mega Cab - 4 big doors (1500, 2500, 3500)	
XLS-RAMQ02		*Height: 27" (4X4) / Average install: 2-4 hrs
Lower B-pillar trim to be replaced by one provided for driver side. The seatbelt retractor must be relocated to our equipment.		
The OEM B-pillar trim and shrouds need to be trimmed for passenger side. OEM Map pocket may need to be removed or modified on some models		
Seat reclining handles will have to be replaced with those provided.		
2010-2018	Ram 2500/3500 Crew/Mega Cab - 4 doors	
XLS-RAMQ09		*Height: 27" (4X4) / Average install: 2-4 hrs
Lower B-pillar trim to be replaced by one provided. Seat reclining handles will have to be replaced with those provided.		
If power seat, controls may need to be relocated. Removal or modification of doorsill moulding required.		
Tight application. Trims may get scratched.		
2007-2016	Jeep Compass / Patriot	
XLS-COM07		*Height: 21.5" / Average install: 2-4 hrs
Lower B-pillar trim to be replaced by one provided. Seat reclining handles will have to be replaced with those provided.		
The OEM B-pillar trim and shrouds need to be trimmed.		
2007-2018	Jeep Wrangler - 4 door	
XLS-WRG07		*Height: 27.5" (4X4) / Average install: 2-4 hrs
Lower B-pillar trim to be replaced by one provided. Seat reclining handles will have to be replaced with those provided.		
*NOT AVAILABLE for JL model (2018)		

\*ESTIMATED height

ADAPT SOLUTIONS

BACK

04-2024



★ = Available with HI-LIFT

2004-2007	Freestar / Monterey	XLS-FRD99 ★ Available with HI-LIFT If power seat, controls may need to be relocated. The seatbelt retractor must be relocated to our equipment.	*Height: 21" / Average install: 2-4 hrs Tight application. Trims may get scratched. Lower B-pillar trim to be replaced by one provided.
1999-2003	Windstar	XLS-FRD99 ★ Available with HI-LIFT If power seat, controls may need to be relocated. The seatbelt retractor must be relocated to our equipment.	*Height: 21" / Average install: 2-4 hrs Tight application. Trims may get scratched. Lower B-pillar trim to be replaced by one provided.
2006-2008	Mark LT- 4 door	XLS-F150C04 Removal or modification of doorsill moulding required. If power seat, controls may need to be relocated.	*Height: 26.5" (4X4) / Average install: 2-4 hrs Tight application. Trims may get scratched.
2004-2008	F-150 Reg Cab - 2 door	XLS-F150S04 Removal or modification of doorsill moulding required. If power seat, controls may need to be relocated.	◆*Height: 26.5" (4X4) / Average install: 2-4 hrs Tight application. Trims may get scratched.
2009-2010	F-150 Reg Cab - 2 door, small suicide door	XLS-F150C09 The OEM B-pillar trim will need to be trimmed. If power seat, controls may need to be relocated.	*Height: 24.5" (4X4) / Average install: 2-4 hrs Tight application. Trims may get scratched. Removal or modification of doorsill moulding required.
2004-2008	F-150 Super Cab - Suicide door	XLS-F150S04 Removal or modification of doorsill moulding required. If power seat, controls may need to be relocated.	◆*Height: 26.5" (4X4) / Average install: 2-4 hrs Tight application. Trims may get scratched.
2009-2014	F-150 Super Cab - Suicide door	XLS-F150S09 The OEM B-pillar trim will need to be trimmed. NOT AVAILABLE for model with ONLY 2 DOORS	*Height: 26.5" (4X4) / Average install: 2-4 hrs Removal or modification of doorsill moulding required.
2015-2023	F-150 Super Cab - Suicide door	XLS-F150S15 Interior door panel must be modified   STENCIL & REPLACEMENT CUTOUT PROVIDED	*Height: 26.5" (4X4) / Average install: 2-4 hrs
2011-2016	Raptor Super Cab - Suicide door	XLS-F150S09 The OEM B-pillar trim will need to be trimmed.	*Height: 26.5" (4X4) / Average install: 2-4 hrs Removal or modification of doorsill moulding required.
2017-2023	Raptor Super Cab - Suicide door	XLS-F150S15 Interior door panel must be modified   STENCIL & REPLACEMENT CUTOUT PROVIDED	*Height: 27.5" (4X4) / Average install: 2-4 hrs

\*ESTIMATED height



★ = Available with HI-LIFT

2004-2008	F-150 Super Crew Cab - 4 door	XLS-F150C04 The OEM B-pillar trim will need to be trimmed. If power seat, controls may need to be relocated.	◆*Height: 26.5" (4X4) / Average install: 2-4 hrs Tight application. Trims may get scratched. Removal or modification of doorsill moulding required.
2009-2014	F-150 Super Crew Cab - 4 door	XLS-F150C09 The OEM B-pillar trim will need to be trimmed.	*Height: 25.5" (4X4) / Average install: 2-4 hrs The seat belt detonator must be relocated to the floor adaptor.
2015-2017	F-150 Super Crew Cab - 4 door	XLS-F150C15 The OEM B-pillar shroud will need to be trimmed  STENCIL PROVIDED. If power seat, controls may need to be relocated.	*Height: 24.5" (4X4) / Average install: 2-4 hrs Tight application. Trims may get scratched. Removal or modification of doorsill moulding required.
2011-2016	Raptor Super Crew Cab - 4 door	XLS-F150C09 The OEM B-pillar trim will need to be trimmed.	*Height: 25.5" (4X4) / Average install: 2-4 hrs The seat belt detonator must be relocated to the floor adaptor.
2008-2016	F-250, F-350, F-450 Super Cab - Suicide door	XLS-F250S08 Tight application. Trims may get scratched. If power seat, controls may need to be relocated.	*Height: 27" (4X4) / Average install: 2-4 hrs Removal or modification of doorsill moulding required. This installation requires bolting to the rocker panel.
2008-2016	F-250, F-350, F-450 Crew Cab - 4 door	XLS-F250C08 Tight application. Trims may get scratched. If power seat, controls may need to be relocated. This installation requires bolting to the rocker panel.	*Height: 27" (4X4) Removal or modification of doorsill moulding required. The seatbelt retractor must be relocated to our equipment. The OEM B-pillar trim will need to be trimmed.
2017-2024	F-250, F-350, F-450 Super Cab - Suicide door	XLS-F150S15 Interior door panel must be modified, STENCIL & CUTOUT PROVIDED	◆*Height: 27" (4X4) / Average install: 2-4 hrs ◆2017 Ford F-250 & F-350 4X4 model sit 1" lower than the 2017 F-150.
2011-2014	Sierra / Silverado Crew Cab-1500- 4 door	XLS-EDG11 Seat reclining handles will have to be replaced with those provided.	*Height: 21" The OEM B-pillar trim will need to be trimmed.
2011-2019	Explorer	XLS-EXL11 The OEM B-pillar trim will need to be trimmed.	*Height: 23.5" Tight application. Trims may get scratched.

\*ESTIMATED height





★ = Available with HI-LIFT

1997-2004	Montana / Silhouette / Transport / Venture	
XLS-GM97	★ Available with HI-LIFT	*Height: 18.5" / Average install: 2-4 hrs
	If power seat, controls may need to be relocated.	
2005-2009	Montana SV6 / Terraza / Uplander / Relay	
XLS-GM97	★ Available with HI-LIFT	◆*Height: 18.5" / Average install: 2-4 hrs
	If power seat, controls may need to be relocated.	
2007-2010	Avalanche	
XLS-SILC07		*Height: 24"-25" (4X4) / Average install: 2-4 hrs
	Tight application. Trims may get scratched.	
2011-2013	Avalanche	
XLS-SILC11		*Height: 24"-25" (4X4) / Average install: 2-4 hrs
	If power seat, controls may need to be relocated. Lower B-pillar trim to be replaced by one provided.	
2004-2012	Canyon / Colorado Extended Cab - Suicide door	
XLS-COLX04		*Height: 21" (2X4) / Average install: 2-4 hrs
	Seat reclining handles will have to be replaced with those provided. Removal or modification of doorsill moulding required.	
1999-2006	Serra / Silverado Regular Cab - 2 door	
XLS-SILR99		*Height: 24"-25" (4X4) / Average install: 2-4 hrs
	Tight application. Trims may get scratched. If power seat, controls may need to be relocated. OEM Map pocket may need to be removed or modified on some models	
2007-2013	Serra / Silverado Regular Cab - 2 door	
XLS-SILR07		*Height: 24"-25" (4X4) / Average install: 2-4 hrs
	The OEM B-pillar trim will need to be trimmed. Tight application. Trims may get scratched. The seatbelt retractor must be relocated to our equipment. Lower B-pillar trim to be replaced by one provided. OEM Map pocket may need to be removed or modified on some models	
1999-2002	Serra / Silverado Extended Cab - Without suicide door	
XLS-SILR99		*Height: 24"-25" (4X4) / Average install: 2-4 hrs
	This installation requires bolting to the rocker panel. Removal or modification of doorsill moulding required. If power seat, controls may need to be relocated. The OEM B-pillar trim will need to be trimmed. OEM Map pocket may need to be removed or modified on some models	
2001-2006	Serra / Silverado Extended Cab - Suicide door	
XLS-SILX03		◆*Height: 24"-25" (4X4) / Average install: 2-4 hrs
	Seat reclining handles will have to be replaced with those provided. Removal or modification of doorsill moulding required. If power seat, controls may need to be relocated. The OEM map pocket may need to be removed. This installation requires bolting to the rocker panel.	
	OEM Map pocket may need to be removed or modified on some models	
2007-2013	Serra / Silverado Extended Cab - Suicide door	
XLS-SILX07		*Height: 24"-25" (4X4) / Average install: 2-4 hrs
	The seatbelt retractor must be relocated to our equipment. Removal or modification of doorsill moulding required. OEM Map pocket may need to be removed or modified on some models	

\*ESTIMATED height



★ = Available with HI-LIFT

**2007-2010 Sierra / Silverado Crew Cab - 4 door**

XLS-SILC07 \*Height: 24"-25" (4X4) / Average install: 2-4 hrs  
 Tight application. Trims may get scratched.  
 OEM Map pocket may need to be removed or modified on some models

**2011-2013 Sierra / Silverado Crew Cab - 4 door**

XLS-SILC11 \*Height: 24"-25" (4X4) / Average install: 2-4 hrs  
 Lower B-pillar trim to be replaced by one provided.  
 If power seat, controls may need to be relocated.  
 OEM Map pocket may need to be removed or modified on some models

**2007-2014 Sierra / Silverado HD (2500/3500) – Extended Cab – Suicide door**

XLS-SILX07 \*Height: 24"-25" (4X4) / Average install: 2-4 hrs  
 Tight application. Trims may get scratched.  
 OEM Map pocket may need to be removed or modified on some models

**2007-2010 Sierra / Silverado HD (2500/3500) – Crew Cab - 4 door**

XLS-SILC07 \*Height: 24"-25" (4X4) / Average install: 2-4 hrs  
 Tight application. Trims may get scratched.  
 OEM Map pocket may need to be removed or modified on some models

**2011-2014 Sierra / Silverado HD (2500/3500) – Crew Cab - 4 door**

XLS-SILC11 \*Height: 24"-25" (4X4) / Average install: 2-4 hrs  
 Lower B-pillar trim to be replaced by one provided.  
 If power seat, controls may need to be relocated.  
 OEM Map pocket may need to be removed or modified on some models

**2007-2010 Escalade / Suburban / Tahoe / Yukon - All models**

XLS-SILC07 \*Height: 24"-25" (4X4) / Average install: 2-4 hrs  
 Tight application. Trims may get scratched.  
 OEM Map pocket may need to be removed or modified on some models

**2011-2014 Escalade / Suburban / Tahoe / Yukon - All models**

XLS-SILC11 \*Height: 24"-25" (4X4) / Average install: 2-4 hrs  
 Lower B-pillar trim to be replaced by one provided.  
 If power seat, controls may need to be relocated.  
 OEM Map pocket may need to be removed or modified on some models

\*ESTIMATED height



**1999-2004 Odyssey**

XLS-HDA99 ★ Available with HI-LIFT  
Tight application. Trims may get scratched.  
The seatbelt anchor must be connected to our equipment.

\*Height: 18" / Average install: 2-4 hrs  
If power seat, controls may need to be relocated.

**2005-2010 Odyssey**

XLS-HDA05 ★ Available with HI-LIFT  
Tight application. Trims may get scratched.  
The seatbelt anchor must be connected to our equipment.

◆\*Height: 18" / Average install: 2-4 hrs  
If power seat, controls may need to be relocated.

**2011-2017 Odyssey**

XLS-HDA11  
Tight application. Trims may get scratched.  
The OEM B-pillar trim will need to be trimmed.

\*Height: 21" / Average install: 2-4 hrs  
If power seat, controls may need to be relocated.



★ = Available with HI-LIFT

**2006-2009 Entourage**

XLS-KIA06 ★ Available with HI-LIFT  
If power seat, controls may need to be relocated.

\*Height: 19.5" / Average install: 2-4 hrs  
Seat reclining handles will have to be replaced with those provided.



**1999-2005 Sedona**

XLS-KIA99  
If power seat, controls may need to be relocated.

\*Height: 19.5" / Average install: 2-4 hrs

**2006-2012 Sedona**

XLS-KIA06 ★ Available with HI-LIFT  
If power seat, controls may need to be relocated.

\*Height: 19.5" / Average install: 2-4 hrs  
Seat reclining handles will have to be replaced with those provided.

**2015-2021 Sedona**

XLS-KIA16  
Lower B pillar shroud needs to be cut| STENCIL PROVIDED.

\*Height: 20.5" / Average install: 2-4 hrs  
Seat shroud must be cut| STENCIL & MODIFIED TRIM PROVIDED



**2011-2016 Quest**

XLS-NIS11 ★ Available with HI-LIFT  
The OEM B-pillar trim will need to be trimmed.  
The seatbelt anchor must be connected to our equipment.

\*Height: 21" / Average install: 2-4 hrs  
Tight application. Trims may get scratched.  
Removal or modification of doorsill moulding required.

\*ESTIMATED height



★ = Available with HI-LIFT

**2004-2010 Senna**

XLS-TOY04 ★ Available with HI-LIFT \*Height: 18" / Average install: 2-4 hrs  
 If power seat, controls may need to be relocated.

**2011-2020 Senna**

XLS-TOY11 ★ Available with HI-LIFT \*Height: 22" / Average install: 2-4 hrs  
 Tight application. Trims may get scratched. If power seat, controls may need to be relocated.

**2005-2015 Tacoma Access Cab - Suicide door**

XLS-TACA05 \*Height: 24.5" (4X4) / Average install: 2-4 hrs  
 The OEM seat and door trim will need to be trimmed.

**2005-2015 Tacoma Double Cab – 4 reg. door**

XLS-TACD05 \*Height: 24.5" (4X4) / Average install: 2-4 hrs  
 The OEM B-pillar trim will need to be trimmed. Removal or modification of doorsill moulding required.

**2016-2023 Tacoma Double Cab – 4 reg. door**

XLS-TACD16 \*Height: 25.5" (4X4) / Average install: 2-4 hrs  
 The OEM B-pillar trim removed and replaced| PROVIDED

**2003-2009 4 Runner**

XLS-T4R03 \*Height: 24.5" (4X4) / Average install: 2-4 hrs  
 Tight application. Trims may get scratched. If power seat, controls may need to be relocated.  
 Seat reclining handles will have to be replaced with those provided.

**2010-2024 4 Runner**

XLS-T4R10 \*Height: 25.5" (4X4) / Average install: 2-4 hrs  
 Tight application. Trims may get scratched. The OEM B-pillar trim will need to be trimmed.

**2006-2012 RAV 4**

XLS-RAV06 \*Height: 21.5" / Average install: 2-4 hrs  
 Seat reclining handles will have to be replaced with those provided. If power seat, controls may need to be relocated.

**2013-2018 RAV 4**

XLS-RAV13 \*Height: 21" / Average install: 2-4 hrs  
 Tight application. Trims may get scratched. NOT AVAILABLE if equipped with power seats  
 Seat reclining handles will have to be replaced with those provided.



**Volkswagen**

**2009-2012 Routan**

XLS-CHRG08 ★ Available with HI-LIFT \*Height: 18" / Average install: 2-4 hrs  
 Seat reclining handles will have to be replaced with those provided. Removal or modification of doorsill moulding required.  
 If power seat, controls may need to be relocated.

\*ESTIMATED height

# SPEEDY-LIFT



## FIND A DEALER

Looking for a dealer near you or a client, use our interactive map to find one.



## HOW IT WORKS VIDEO

In just a few minutes, see all the key features of the product.



## PRODUCT VIDEO

Overview of the ASENTO & SPEEDY-LIFT in motion with music.



## HIGHLIGHTS:

- Fast moving complete with automatic locking mechanism.
  - Takes up very little space; in most applications only one seat is removed.
  - 95 lbs capacity.
  - 3 year warranty.
  - Adapter available for folding chairs – less than 2 lbs and easily removed.
- Part # SL-WCBBR-00**



## THINGS TO NOTE

Designed for mid-row in minivans, manual rigid or folding frame wheelchair.

# SPEEDY-LIFT QUICK REFERENCE

The SPEEDY-LIFT is available in the mid-row on the driver & passenger side

CHRYSLER		
◆Caravan / Town & Country / Voyager		1996 - 2000
◆Caravan / Town & Country / Voyager - Short & Long wheelbase - Without Stow 'N Go		2001 - 2007
Caravan / Town & Country - Stow 'N Go		2005 - 2007
Town & Country - Swivel 'N Go		2008 - 2011
Caravan / Town & Country		2008 - 2020
Grand Caravan *		2021 - 2024
Pacifica *		2017 - 2024
Voyager * (USA)		2020 - 2024
FORD		
◆Windstar		1999 - 2003
◆Freestar / Monterey		2004 - 2007
GENERAL MOTORS		
◆Montana / Silhouette / Transport / Venture		1997 - 2004
◆Montana SV6 / Terraza / Uplander / Venture / Relay		2005 - 2009
HONDA		
◆Odyssey		1999 - 2004
◆Odyssey		2005 - 2010
Odyssey		2011 - 2017
Odyssey		2018 - 2024
HYUNDAI		
Entourage		2006 - 2009
KIA		
◆Sedona		1999 - 2005
◆Sedona		2006 - 2012
Sedona		2012 - 2014
Sedona		2015 - 2021 *
Carnival *		2022 - 2024
MAZDA		
Mazda 5 <b>*Discontinued in USA in 2015, 2017 in Canada.</b>		2006 - 2017
MERCEDES		
Metris		2016 - 2023
NISSAN		
Quest		2011 - 2016
TESLA		
X*		2015 - 2024*
TOYOTA		
◆Sienna		2004 - 2010
Sienna - 7 passenger		2011 - 2020
Sienna - 8 passenger (*passenger side note: all mid-row seats will be removed)		2011 - 2020
Sienna - 7 passenger		2021 - 2024
Sienna - 8 passenger (*passenger side note: all mid-row seats will be removed)		2021 - 2024
VOLKSWAGEN		
Routan		2009 - 2012
Notes to specific applications marked * on the SPEEDY-LIFT QUICK REFERENCE		
Grand Caravan	2021-2024	<b>*NOT AVAILABLE passenger side for model with bench seat &amp; 8 passengers LXi model.</b>
Toyota Sienna	2011-2020	<b>*NOT AVAILABLE for models with OEM footrest.</b>
Pacifica	2017-2024	<b>*NOT AVAILABLE for PINNACLE (2021 &amp; Up) model</b>
Voyager	2020-2024	<b>*NOT AVAILABLE passenger side for model with bench seat &amp; 8 passengers LXi model.</b>
Carnival	2022-2024	<b>*NOT AVAILABLE for 7 passenger model.</b>
Tesla X	2015-2024	<b>*NOT AVAILABLE passenger side for model with bench seat.</b>
◆ Due to the age of the application, shipping LEAD TIME of installation kit might vary. Contact us directly for estimated lead time		



The **SPEEDY-LIFT** is available in the mid-row on the driver & passenger side



1996-2000 SP-CHR96	Caravan / Town & Country / Voyager *Average install: 1.5-2.5 hours	
2001-2007 SP-CHR01	Caravan / Town & Country / Voyager - Short & Long wheelbase – Without Stow 'N Go *Average install: 1.5-2.5 hours	
2005-2007 SP-CHRG05	Caravan / Town & Country – Stow 'N Go *Average install: 1.5-2.5 hours	The OEM seat will remain trapped in the floor if a <b>SPEEDY-LIFT</b> is installed.
2008-2011 SP-CHRG05	Town & Country – Swivel 'N Go *Average install: 1.5-2.5 hours	
2008-2020 SP-CHRG05	Grand Caravan / Town & Country *Average install: 1.5-2.5 hours	The OEM seat will remain trapped in the floor if a <b>SPEEDY-LIFT</b> is installed.
2021-2024 SP-CHR20	Grand Caravan *Average install: 1.5-2.5 hours	<ul style="list-style-type: none"> <li>⚡Please specify driver or passenger side application - Left or Right.</li> <li>⚡Please specify 2<sup>nd</sup> Row Seating: Bench or Stow 'N Go</li> <li>If Stow 'n Go, OEM seat will remain trapped in the floor.</li> </ul>
2017-2024 SP-CHR17	Chrysler Pacifica *Average install: 1.5-2.5 hours	<ul style="list-style-type: none"> <li>⚡Please specify driver or passenger side application - Left or Right.</li> <li>⚡Please specify Hybrid Model.</li> </ul>
2020-2024 SP-CHR20	Voyager (USA) *Average install: 1.5-2.5 hours	<ul style="list-style-type: none"> <li>⚡Please specify driver or passenger side application - Left or Right.</li> <li>⚡Please specify 2<sup>nd</sup> Row Seating: Bench or Stow 'N Go</li> <li>If Stow 'n Go, OEM seat will remain trapped in the floor.</li> </ul>

**NOT AVAILABLE PASSENGER side model with bench seat.**  
**NOT AVAILABLE for BUCKET SEATS model without STOW 'N GO.**

**NOT AVAILABLE for PINNACLE (2021 & Up) model**



1999-2003 SP-FRD99	Windstar *Average install: 1.5-2.5 hours	
2004-2007 SP-FRD04	Freestar / Monterey *Average install: 1.5-2.5 hours	



1997-2004 SP-GM97	Montana / Silhouette / Transport / Venture *Average install: 1.5-2.5 hours	
2005-2009 SP-GM97	Montana SV6 / Terraza / Uplander / Venture / Relay *Average install: 1.5-2.5 hours	

The **SPEEDY-LIFT** is available in the mid-row on the driver & passenger side



1999-2004 SP-HDA99	Odyssey *Average install: 1.5-2.5 hours
2005-2010 SP-HDA05	Odyssey *Average install: 1.5-2.5 hours    ↻Please specify driver or passenger side application - Left or Right.
2011-2017 SP-HDA11	Odyssey *Average install: 1.5-2.5 hours    In the 8 passenger model, the jump seat must be removed.
2018-2024 SP-HDA18	Odyssey *Average install: 1.5-2.5 hours    In the 8 passenger model, the jump seat must be removed.



2006-2009 SP-KIA06	Entourage *Average install: 1.5-2.5 hours
-----------------------	--



1999-2005 SP-KIA99	Sedona *Average install: 1.5-2.5 hours
2006-2012 SP-KIA06	Sedona *Average install: 1.5-2.5 hours
2012-2014 SP-KIA06	Sedona *Average install: 1.5-2.5 hours
2015-2021 SP-KIA16	Sedona *Average install: 1.5-2.5 hours <b>NOT AVAILABLE</b> for models with OEM footrest. <i>Discontinued in Canada 2019-2020 model.</i>
2022-2024 SP-KIA22	Carnival *Average install: 1.5-2.5 hours <b>NOT AVAILABLE</b> for 7 passenger model.



2006-2017 SP-MZD506	Mazda 5 *Average install: 1.5-2.5 hours    *Mazda 5 discontinued in USA in 2015; 2017 in Canada.
------------------------	---

The **SPEEDY-LIFT** is available in the mid-row on the driver & passenger side



Mercedes-Benz

2016-2023 SP-MET16	Metris *Average install: 1.5-2.5 hours	<b>ALL MIDROW SEATS MUST BE REMOVED</b>
-----------------------	---	---



2011-2016 SP-NIS11	Quest *Average install: 1.5-2.5 hours	
-----------------------	--	--



2015-2024 SP-TEX15	Tesla X *Average install: 4 - 5 hours	<b>NOT AVAILABLE PASSENGER side model with bench seat.</b> ↳Please specify 2 <sup>nd</sup> Row Seating: Bench or Bucket
-----------------------	--	--



2004-2010 SP-TOY04	Senna	
-----------------------	-------	--

2011-2020 SP-TOY11	Senna   7 or 8 passenger minivan *Average install: 1.5-2.5 hours	<b>In the right or passenger side of the 8 passenger minivan, ALL MIDROW SEATS MUST BE REMOVED</b>
-----------------------	---	--

2021-2024 SP-TOY21	Senna   7 or 8 passenger minivan *Average install: 1.5-2.5 hours	<b>In the right or passenger side of the 8 passenger minivan, ALL MIDROW SEATS MUST BE REMOVED</b>
-----------------------	---	--



Volkswagen

2009-2012 SP-CHR05	Routan *Average install: 1.5-2.5 hours	The OEM seat will remain trapped in the floor if a <b>SPEEDY-LIFT</b> is installed.
-----------------------	---	---

# HI-LIFT



## FIND A DEALER

Looking for a dealer near you or a client? Use our interactive map to find one.



## HOW IT WORKS VIDEO

In just a few minutes, see all the key features of the product.



## PRODUCT VIDEO

Overview of the XL-SEAT & HI-LIFT in motion.



## HIGHLIGHTS:

- Very compact and easy to use.
- Manual track allows for additional space inside the vehicle. Seat can be used in vehicle if chair is not being transported.
- Makes a great pair with the XL-SEAT.
- 75 lbs capacity.
- 3 year warranty.



## THINGS TO NOTE

Only available in limited minivan applications. See list on next page. Ideally for rigid frame chairs. Folding chairs are not likely to fit 'height wise' in the door opening and therefore would be stowed not folded.

# HI-LIFT QUICK REFERENCE

CHRYSLER		DRIVER	FRONT PASSENGER
Caravan / Grand Caravan / Town & Country	★ 1991 - 2007	✓	✓
Caravan / Grand Caravan / Town & Country	★ 2005 - 2007	✓	NOT AVAILABLE
Caravan / Grand Caravan / Town & Country	★ 2008 - 2020	✓	✓
Voyager - Short & Long wheelbase	★ 1991 - 2003	✓	✓
FORD		DRIVER	FRONT PASSENGER
Freestar / Monterey	★ 2004 - 2007	✓	✓
Windstar	★ 1999 - 2003	✓	✓
GENERAL MOTORS		DRIVER	FRONT PASSENGER
Montana/Silhouette/Transport	★ 1997 - 2004	✓	✓
Terreza/Uplander/Relay/Venture	★ 1997 - 2004	✓	✓
Montana/Silhouette/Transport	★ 2005 - 2009	✓	✓
Terreza/Uplander/Relay/Venture	★ 2005 - 2009	✓	✓
HONDA		DRIVER	FRONT PASSENGER
Odyssey	★ 1999 - 2004	✓	✓
Odyssey	★ 2005 - 2010	✓	✓
KIA		DRIVER	FRONT PASSENGER
Sedona	★ 2006 - 2012	✓	✓
NISSAN		DRIVER	FRONT PASSENGER
Quest	★ 2011 - 2016	✓	✓
TOYOTA		DRIVER	FRONT PASSENGER
Senna	★ 2004 - 2010	✓	✓
Senna	★ 2011 - 2020	✓	✓
VOLKSWAGEN		DRIVER	FRONT PASSENGER
Routan	★ 2009 - 2012	✓	✓

◆ Due to the age of the application, shipping LEAD TIME of installation kit may vary. Contact us directly for an estimated lead time.

# XL-BOARD



## FIND A DEALER

Looking for a dealer near you or a client? Use our interactive map to find one.



## PRODUCT VIDEO

Overview of the XL-BOARD & SPEEDY-LIFT in motion.



## HIGHLIGHTS:

- 275 lbs capacity. Static board, no motor. Easy to use; folds up and out of the way.
- Ideal vehicle for those that want a sedan with space for their wheelchair. Works great when paired with the SPEEDY-LIFT.
- Keep up to 5 seats – depending on the size of the wheelchair.



## THINGS TO NOTE

This product is only available for the MAZDA 5. No other vehicles. Mazda 5 discontinued in 2015 in USA and 2017 in Canada.





# XL-BOARD QUICK REFERENCE

MAZDA		
Mazda 5 *	2006 - 2017	XLB-MZD506

\*Mazda 5 discontinued in USA in 2015; 2017 in Canada.

# POWER-PULL



## FIND A DEALER

Looking for a dealer near you or a client? Use our interactive map to find one.



## HOW IT WORKS VIDEO

In just a few minutes, see all the key features of the product.



## PRODUCT VIDEOS

Overview of the POWER-PULL in a side entry and rear entry lowered floor minivan, in motion.



## HIGHLIGHTS:

- Available in two models, one designed specifically for side entry and one designed specifically for rear entry.
- Does not take up space on the floor. Allows easy maneuvering.
- Multiple safety features and wireless pendant.
- Release feature allows easier positioning.
- 350 lbs capacity. 15 feet of strong, stainless steel cable.
- 3 year warranty.



## THINGS TO NOTE

Requires user to hook onto their wheelchair. Button must be depressed to make unit move.



## POWER-PULL QUICK REFERENCE

### LOWERED FLOOR MINIVAN

SIDE ENTRY	PP000-01
REAR ENTRY	PR000-01